


Project Name:	Part Number:	Type:
---------------	--------------	-------

VOLA TROFFER 1'X 4'

RECESSED TROFFER



407-478-3759
www.ilp-inc.com



With Surface Mount

FEATURES

- Architectural design
- .040 Aluminum pre-painted housing
- Post paint available
- Frosted acrylic lens easily removes for cleaning
- 3000K, 3500K, and 4000K CCT
- 0-10V Dimmable Driver (100% - 10%)
- Type IC (suitable for insulaion contact)
- Universal Voltage
- ETL Listed
- 5 Year Warranty
- DesignLights Consortium® Premium Qualified Luminaire



SUITABLE APPLICATIONS

- Offices
- Hallways
- Multipurpose Rooms
- Conference Rooms

LED SYSTEMS INFO	22W	30W	35W	42W	52W	59W
Calculated L ₇₀ (TM-21)	>100K	>100K	>100K	>100K	>100K	>100K
Delivered Lumens	2,882 lm	3,839 lm	4,418 lm	5,175 lm	6,542 lm	7,083 lm
Total Input Watts	23 W	31 W	36 W	42 W	52 W	59 W
Luminaire Efficacy Rating (LER)	128 lm/W	125 lm/W	123 lm/W	122 lm/W	124 lm/W	121 lm/W
Correlated Color Temperature (CCT)	4000K	4000K	4000K	4000K	4000K	4000K
Color Rendering Index (CRI)	>80	>80	>80	>80	>80	>80
Ambient Temperature Range	110°F	110°F	110°F	110°F	110°F	110°F
Universal Driver	120-277 V	120-277 V	120-277 V	120-277 V	120-277 V	120-277 V

4000K

LED System data above based on VOLA14-22WLED-UNIV-40, VOLA14-30WLED-UNIV-40, VOLA14-35WLED-UNIV-40, VOLA14-42WLED-UNIV-40, VOLA14-52WLED-UNIV-40 & VOLA14-59WLED-UNIV-40
LED Lumen maintenance estimates based on TM-21 projections for the light source at 25°C ambient.

ORDERING GUIDE:

Series	Watts	Driver	Color	Options
VOLA14 VOLA Troffer 1'x4'	22WLED	UNIV 120-277V Driver	40	POSTP Post Paint Aluminum
	30WLED		35	WHIP/6ft/5WIRE/600V 6ft MC Cable w/ 3 leads attached to power & 2 leads attached to dimming (120V-277V)
	35WLED		30	WHIP/6ft/6WIRE/600V 6ft MC Cable w/ 3 leads for fixture power, 1 lead for battery backup power & 2 leads attached to dimming (120V-277V)
	42WLED		ES EasySense Control	
	52WLED		ES/PCD Pre-Installed App on Controlled Device for Commissioning	
59WLED	ES/WWS EasySense Wall Switch			
	SR Sensor Ready Driver			
	DR DALI-Ready Driver			
	VDO[†] Lutron Vive DFCSJ-OEM-OCC (Daylight & Occupancy)			
	VRF[†] Lutron Vive DFCSJ-OEM-RF (RF only)			
	BLD^{**} Bi-Level Dim Driver (2 Hot Leads)			
	FLGK Flange Kit			
	SM Surface Mount			
	HC Hurricane Clips			
	FI/ILBCP05* Factory Installed 5W LED Battery Backup			
	FI/ILBCP07* Factory Installed 7W LED Battery Backup			
	FI/ILBCP10* Factory Installed 10W LED Battery Backup			
	FI/ILBCP12* Factory Installed 12W LED Battery Backup			
	SD347** 347V Step Down Transformer			

DLC Standard:
VOLA14-22WLED-UNIV-30, VOLA14-30WLED-UNIV-30, VOLA14-30WLED-UNIV-35,
VOLA14-35WLED-UNIV-30, VOLA14-35WLED-UNIV-35, VOLA14-42WLED-UNIV-30,
VOLA14-42WLED-UNIV-35

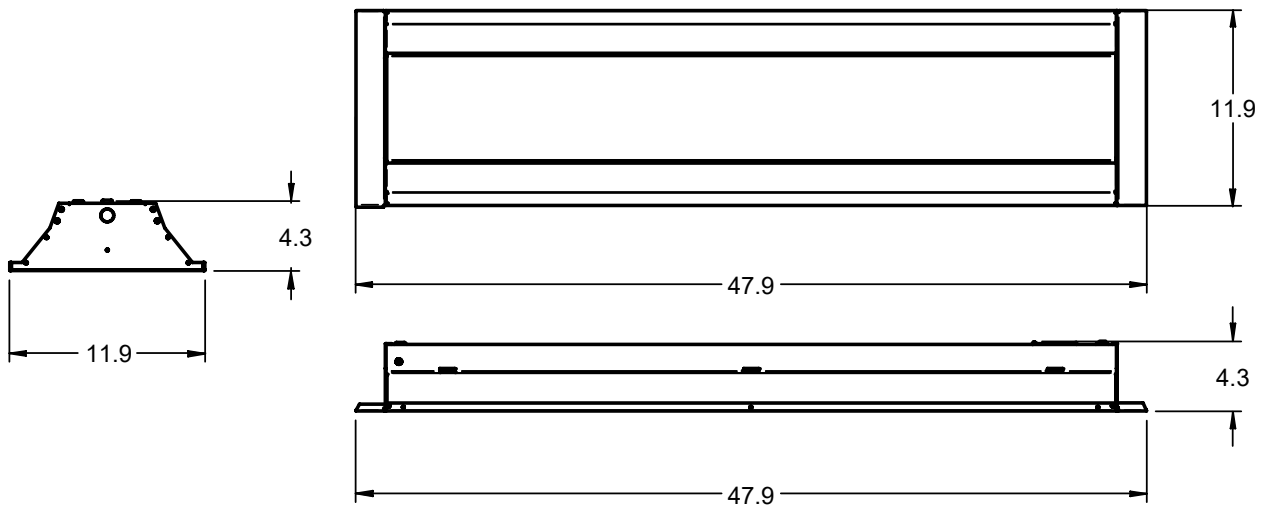
† Must be used with SR Sensor Ready Driver
* BB performance data available on Field Installed LED BB Sheet
** Does not qualify for DLC. Call factory for details.

VOLA TROFFER 1'X 4'

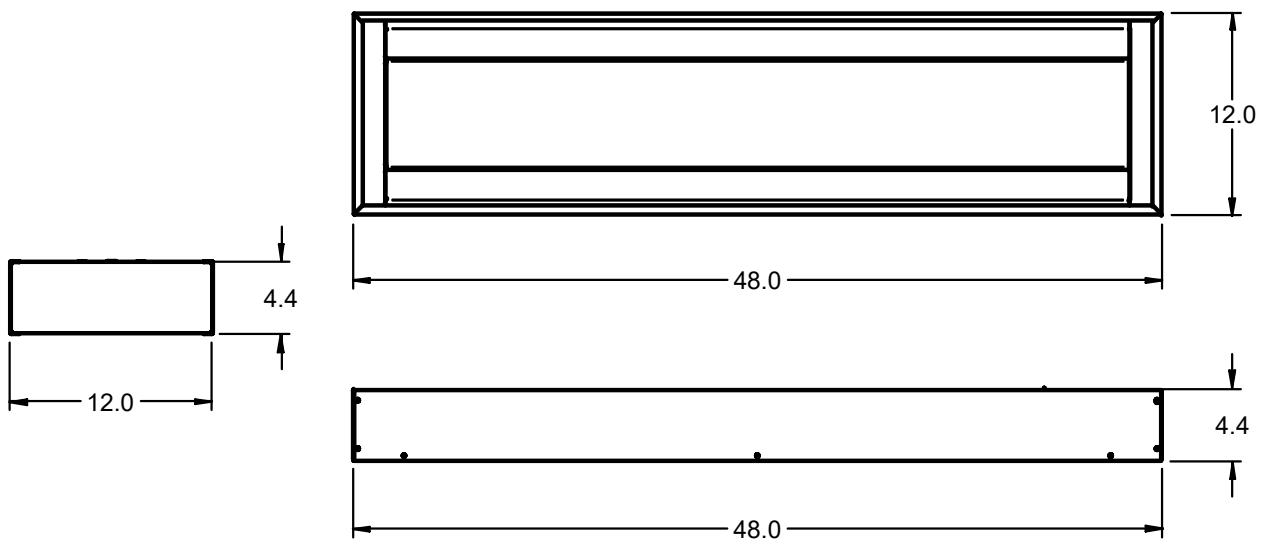
RECESSED TROFFER

LINE DRAWINGS

Dimensions Without Surface Mount



Dimensions With Surface Mount

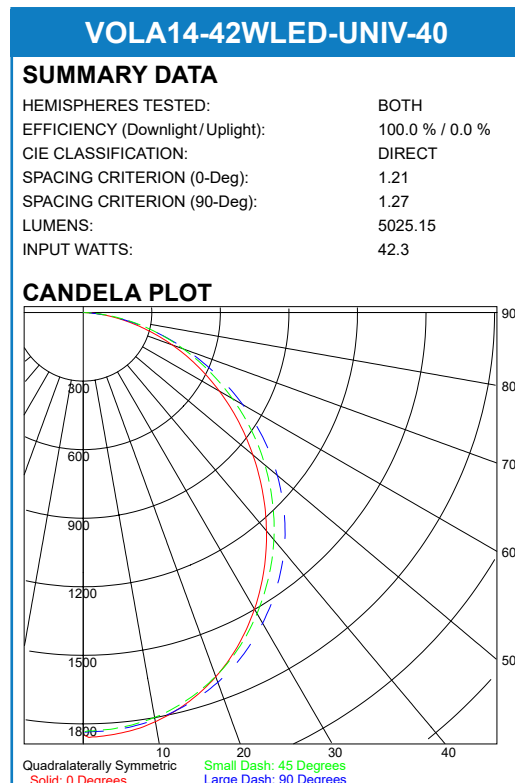
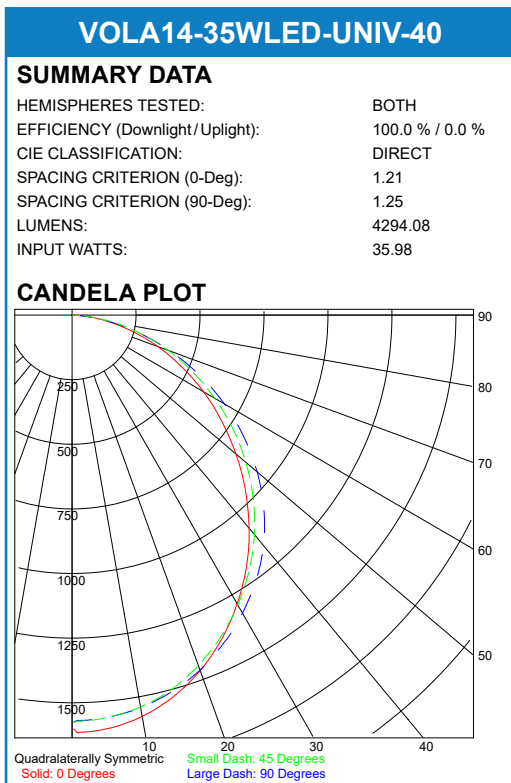
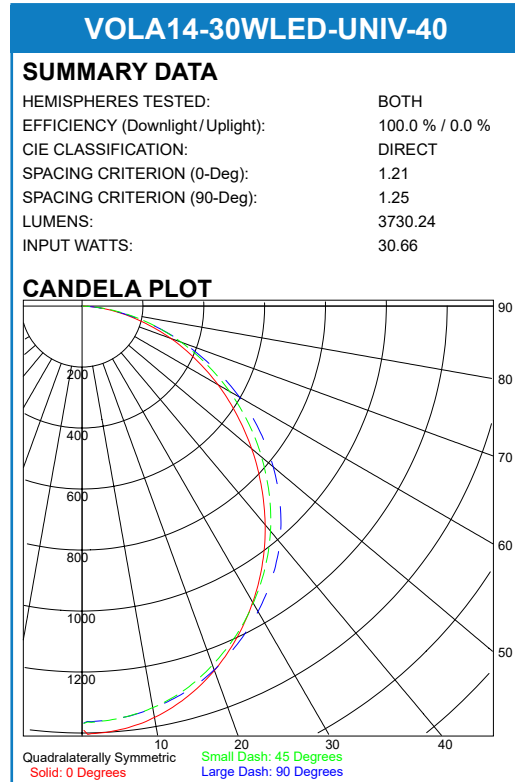
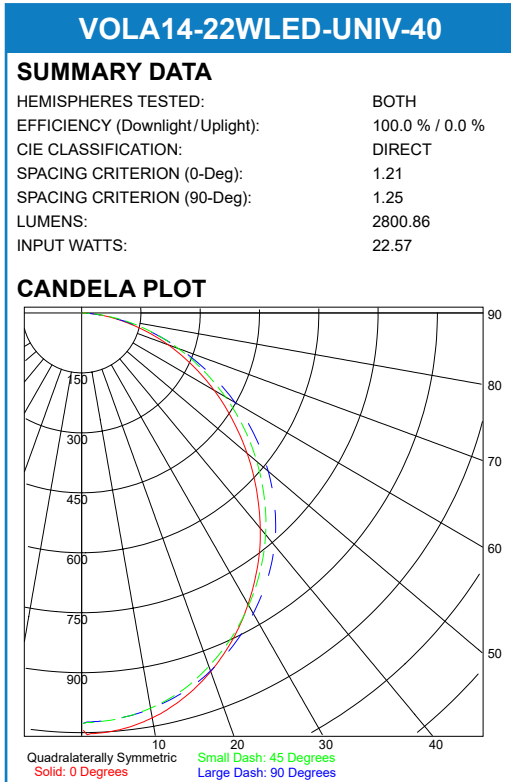


VOLA TROFFER 1'X4'

RECESSED TROFFER

PHOTOMETRIC REPORTS

Photometric values based upon tests performed in compliance w/ LM-79. Download IES files at www.ilp-inc.com



VOLA TROFFER 1'X4'

RECESSED TROFFER

PHOTOMETRIC REPORTS

Photometric values based upon tests performed in compliance w/ LM-79. Download IES files at www.ilp-inc.com

