

Project Name:	
Catalog Number:	Fixture Type:
Volts / Watts:	Lamps / Board:



## AMAZON - 30W LED

WET LOCATION

### FEATURES

- 4 Foot Enclosure
- Suitable for Wall or Ceiling Mount
- Impact Resistant, Ribbed Acrylic Clear Lens (Std), Ribbed Acrylic Frosted (RAFL), Ribbed Polycarbonate (RPCL) Deep Clear Lens (DPCL) or Deep Frosted Lens (DPFL) Options
- Continuous Poured, Closed Cell Polyurethane Gasket
- Stainless Steel Mounting Brackets for Drill Free Mounting (Std)
- Polycarbonate Latches\* (Std), Stainless Steel (SS) Optional
- Tamper Proof Screws (TPS) Optional
- 0-10V Dimming Driver (Std)\*
- 5 Year Warranty
- Fiberglass Body Attributes
  - IP65,IP66 & IP67 (Dust Tight, Low Pressure Water Jets, High Pressure Water Jets, and Immerse 1M)
  - NEMA4 & NSF Rated Components, 5VA Flame Rating
  - UL Listed / Wet Location, (F1) Rated for Outdoor use

*\*To Ensure Lead Wires Are Attached, "DIM" Call Out Required When Building Part Number*

### LED SYSTEM

Calculated L70 (TM-21)	>100K <sup>(1)</sup>
Delivered Lumens	2,877 lm
Total Input Watts	31 W
Luminaire Efficacy Rating (LER)	93 lm/W
Correlated Color Temperature (CCT)	5000 K
Color Rendering Index (CRI)	> 80
Max Ambient Temp	120° F <sup>(2)</sup>
Universal Driver	120-277 V

LED System data above based on WT-30WLED-UNIV-50-RAFL

<sup>(1)</sup> LED Lumen Maintenance Estimates based on TM-21 projections for the light source at 25°C ambient

<sup>(2)</sup> Max ambient temp applies to standard driver installed.

### ORDERING GUIDE:

WT	30WLED	UNIV	50	eg: RAFL
----	--------	------	----	----------

Series	LED	Driver	Color	Options
--------	-----	--------	-------	---------

<input type="checkbox"/> WT	Amazon 4ft	<input type="checkbox"/> 30WLED	<input type="checkbox"/> UNIV 120-277 Driver	<input type="checkbox"/> 40 <input type="checkbox"/> 50	<input type="checkbox"/> RPCL Ribbed Polycarbonate Lens <input type="checkbox"/> RAFL Ribbed Acrylic Frosted Lens (recommended) <input type="checkbox"/> DPCL Deep Clear Lens <input type="checkbox"/> DPFL Deep Frosted Lens <input type="checkbox"/> CORDWx Wet Location Strain Relief Cord (x = ft) <input type="checkbox"/> SD480 480V Step Down Transformer <input type="checkbox"/> SD347 347V Step Down Transformer <input type="checkbox"/> FI/ILBCP05 5W LED Factory Installed Battery Backup <input type="checkbox"/> FI/ILBCP07 7W LED Factory Installed Battery Backup <input type="checkbox"/> FI/ILBCP10 10W LED Factory Installed Battery Backup <input type="checkbox"/> FI/ILBCP12 12W LED Factory Installed Battery Backup <input type="checkbox"/> SS Stainless Steel Latches <input type="checkbox"/> TPS Tamper Proof Screws <input type="checkbox"/> DIM 0-10V Dimmable Driver <input type="checkbox"/> FIOS On/Off Occupancy Sensor Installed <input type="checkbox"/> FIOSPC On/Off Occupancy Sensor w/ Photocell <input type="checkbox"/> WLOS Wet Location Occupancy Sensor <input type="checkbox"/> USDC User Selectable Dimming Control <input type="checkbox"/> USBD User Select Bi-level Dim w/ Occ. Sensor <input type="checkbox"/> BDxx Preset Bi-level Dim Sensor (xx=% eg. 20,30) <input type="checkbox"/> BDxxPC Preset Bi-level Dim Sensor w/ Photocell <input type="checkbox"/> DHPC Daylight Harvesting <input type="checkbox"/> PCxxx Photocell (xxx = Voltage) <input type="checkbox"/> AB/45DEG 45 degree angled surface/wall mount brackets, (2) per fixture
-----------------------------	------------	---------------------------------	--	--	---

Battery Backup Options See Field Installed LED BB Sheet.

### REPLACES 150W MH



### SUITABLE APPLICATIONS



- Parking Garage
- Food Processing and Preparation (SS Latches)
- Pool Areas (SS Latches)
- Car Washes (SS Latches)

NEMA4X



# AMAZON - 30W LED


## WET LOCATION

	Wide (2 Light)	Nominal Length	Width	Length	Depth
Lineal Ribbed Diffuser		4'	6.40"	51.37"	4.25"
		8'	6.40"	99.50"	4.25"
Deep Clear Lens		4'	6.40"	51.37"	5.63"
		8'	6.40"	99.50"	5.63"

### Lineal Ribbed Diffuser 4' and 8' Lengths



### Deep Clear Lens 4' and 8' Lengths



## MOUNTING OPTIONS


- **SS Mounting Brackets** for drill-free surface mounting (2brackets standard)
- **Fixture Mounting Box (FMB)** - Includes rigid box to attach to the fixture, provides for single point mounting to accept a pendant, hook, or conduit hub (sold separately).



Drill-Free Stainless Steel Mounting Brackets



HOOK



FMB



AB/45DEG



HUB 3/4 CONDUIT

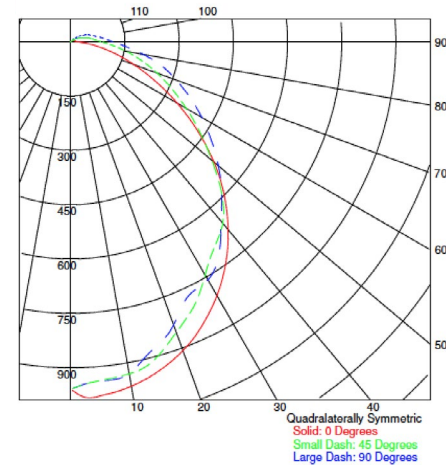
## WT-30WLED-UNIV-5000K-RAFL

LUMINAIRE OUTPUT = 2794 LMS  
120.0V 0.2620A 30.91W PF=0.984

### SUMMARY DATA

HEMISPHERES TESTED:	BOTH
EFFICIENCY (Total):	100.0%
EFFICIENCY (Downlight):	95.1%
EFFICIENCY (Uplight):	4.9%
CIE CLASSIFICATION:	DIRECT
SPACING CRITERION:	1.25
SPACING CRITERION:	1.19
LUMENS/LAMP:	2796.775
NO. OF LAMPS:	1
LUMINOUS OPENING: RECTANGULAR:	
Width:	0.54 (Feet)
Length:	24.29
Height:	0.08
INPUT WATTS:	30.9


### PLANE AND CONE DIAGRAM



Photometric values based upon tests performed in compliance with LM-79. IES files can be downloaded at [www.ilp-inc.com](http://www.ilp-inc.com)

Industrial Lighting Products

**LED**  
**lighting facts**<sup>®</sup>  
A Program of the U.S. DOE

<b>Light Output (Lumens)</b>	<b>2877</b>
<b>Watts</b>	<b>30.9</b>
<b>Lumens per Watt (Efficacy)</b>	<b>93.12</b>
<b>Color Accuracy</b>	
Color Rendering Index (CRI)	<b>85</b>
<b>Light Color</b>	
Correlated Color Temperature (CCT) <b>5164 (Daylight)</b>	
	
2700K	3000K
4500K	6500K

All results are according to IESNA LM-79-2008: *Approved Method for the Electrical and Photometric Testing of Solid-State Lighting*. The U.S. Department of Energy (DOE) verifies product test data and results.

Visit [www.lightingfacts.com](http://www.lightingfacts.com) for the **Label Reference Guide**.

Registration Number: -YJSVH7 (11/24/2014)  
Model Number: WT-30WLED-UNIV-5000K-RAFL  
Type: Luminaire - Industrial