



Project Name:	
Catalog Number:	Fixture Type:
Volts / Watts:	Lamps / Board:



## BOB - 2'X4'

### BOLT ON BOARD

### FEATURES

- LED Board & Driver Kits for Recessed Lighting Applications
- ETL Listed (UL1598C)
- 3500K, 4000K, & 5000K Colors Available
- Diffuse Light With Optional Frosted Sheet (Contact Factory)
- Multiple Wattage Options Available
- 0-10V Dimmable Driver (100% - 5%)
- Philips LED Boards
- 5 yr. Warranty
- All Necessary Hardware Included:
  - Ballast Disconnect
  - Self Drilling Screws
  - Jumper Wires
  - Power Wires
  - Ground Wires
  - Wire Nuts
  - Grounding & Rating Labels
- DesignLights Consortium® Qualified Luminaire



### LED SYSTEMS

	31WLED	36WLED	45WLED
Calculated L <sub>70</sub> (TM-21)	>100K	>100K	>100K
Delivered Lumens	3,781 lm	4,313 lm	5,297 lm
Total Input Watts	31 W	36 W	45 W
Luminaire Efficacy Rating (LER)	122 lm/W	120 lm/W	117 lm/W
Correlated Color Temperature (CCT)	4000K	4000K	4000K
Color Rendering Index (CRI)	>80	>80	>80
Maximum Ambient Temperature	120°F	120°F	120°F
Minimum Ambient Temperature	-20°F	-20°F	-20°F
Universal Driver	120-277 V	120-277 V	120-277 V

LED System data above based on BOB-31WLED-4BD-UNIV-40, BOB-36WLED-4BD-UNIV-40, & BOB-45WLED-4BD-UNIV-40  
 LED Lumen Maintenance Estimates based on TM-21 projections for the light source at 25°C ambient.

### SUITABLE APPLICATIONS

- Offices
- Hallways
- Multipurpose Rooms
- Conference Rooms



### ORDERING GUIDE:

BOB	45WLED	4BD	UNIV	40	e.g. ADH
Series	LED	# Of Boards	Driver	Color	Options

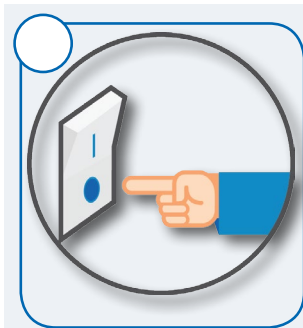
- |  |                                 |                              |  |                             |   |
|--|---------------------------------|------------------------------|--|-----------------------------|---|
| <input type="checkbox"/> BOB Bolt On Board | <input type="checkbox"/> 31WLED | <input type="checkbox"/> 4BD | <input type="checkbox"/> UNIV 120-277 Driver | <input type="checkbox"/> 50 | <input type="checkbox"/> ADH Factory Installed Adhesive                 |
|  | <input type="checkbox"/> 36WLED |                              |  | <input type="checkbox"/> 40 | <input type="checkbox"/> PWxxx Pre-wired And Assembled Kit From Factory |
|  | <input type="checkbox"/> 45WLED |                              |  | <input type="checkbox"/> 35 |   |

Battery Backup Options Available See Field Installed LED BB Sheet

IES Files Available Online  
 Battery Pack Available Upon Request

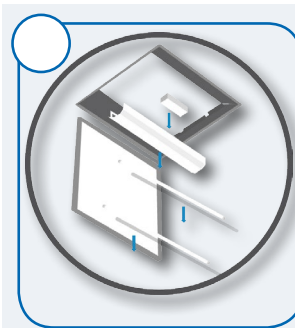
# INSTALL INSTRUCTIONS

---



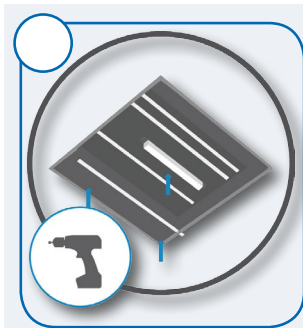
## **STEP 1**

Shut off or disconnect power to the fixture.



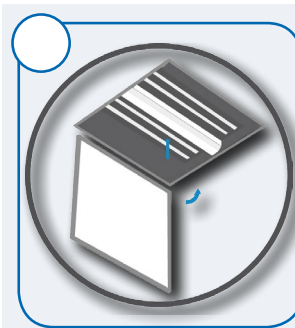
## **STEP 2**

Remove existing fluorescent lamps and bypass the ballast.



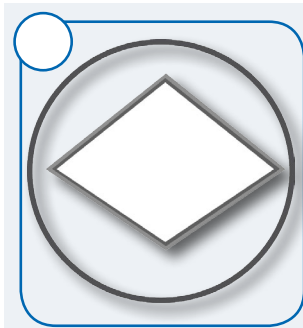
## **STEP 3**

Install LED boards and driver.



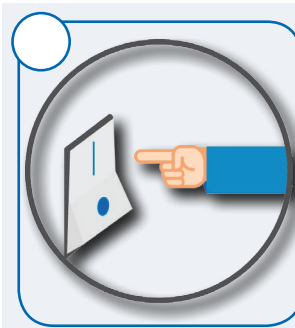
## **STEP 4**

Reinstall original optic and ballast cover.



## **STEP 5**

Install additional frosted sheet if ordered.



## **STEP 5**

Turn on main power.