

Project Name:	Part Number:	Type:
---------------	--------------	-------

AIRVOLA TROFFER

RECESSED AIR-HANDLING TROFFER




407-478-3759
www.ilp-inc.com

FEATURES

- Architectural design
- .040 Aluminum pre-painted housing
- Post paint available
- Toolless room-side driver access for easy maintenance
- Frosted acrylic lens easily removes for cleaning
- 3000K, 3500K, & 4000K CCT
- 0-10V Dimmable Driver (100%-1%)
- Type IC (suitable for insulation contact)
- Universal Voltage (120-277V)
- 5 Year Warranty
- ETL Listed
- DesignLights Consortium® Qualified Luminaire

AIRVOLA 2'X2'



AIRVOLA 2'X4'



SUITABLE APPLICATIONS

- Offices
- Hallways
- Multipurpose Rooms
- Conference Rooms

LED SYSTEMS INFO		18W	26W	34W	42W		22W	30W	35W	42W
Calculated L ₇₀ (TM-21)	2' X 2'	>100K	>100K	>100K	>100K	2' X 4'	>100K	>100K	>100K	>100K
Delivered Lumens		2,308 lm	3,266 lm	4,119 lm	5,193 lm		3,023 lm	4,006 lm	4,595 lm	5,339 lm
Total Input Watts		18 W	26 W	34 W	43 W		23 W	30 W	36 W	43 W
Luminaire Efficacy Rating (LER)		129 lm/W	126 lm/W	121 lm/W	122 lm/W		134 lm/W	132 lm/W	129 lm/W	125 lm/W
Correlated Color Temperature (CCT)		4000K	4000K	4000K	4000K		4000K	4000K	4000K	4000K
Color Rendering Index (CRI)		>80	>80	>80	>80		>80	>80	>80	>80
Ambient Temperature Range		110°F	110°F	110°F	110°F		110°F	110°F	110°F	110°F
Universal Driver		120-277 V	120-277 V	120-277 V	120-277 V		120-277 V	120-277 V	120-277 V	120-277 V

LED System data above based on AIRVOLA22-18WLED-UNIV-40, AIRVOLA22-26WLED-UNIV-40, AIRVOLA22-34WLED-UNIV-40, AIRVOLA22-42WLED-UNIV-40, AIRVOLA24-22WLED-UNIV-40, AIRVOLA24-30WLED-UNIV-40, AIRVOLA24-35WLED-UNIV-40, and AIRVOLA24-42WLED-UNIV-40. LED Lumen maintenance estimates based on TM-21 projections for the light source at 25°C ambient.

ORDERING GUIDE:

Series	Watts	Driver	Color	Options
AIRVOLA 2x2	18WLED	UNIV 120-277V Driver	40	POSTP Post Painted Aluminum
	26WLED		35	WHIP/6ft/5WIRE/600V 6ft MC Cable w/ 3 leads attached to power & 2 attached to dimming (120-277V)
	34WLED		30	WHIP/6ft/6WIRE/600V 6ft MC Cable w/ 3 leads for fixture power, 1 lead for battery backup power & 2 leads attached to dimming (120-277V)
	42WLED			
AIRVOLA 2x4	22WLED	UNIV 120-277V Driver		ES EasySense Control
	30WLED		ES/WS EasySense Wall Switch	
	35WLED		ES/PCD Pre-Installed App on Control Device	
	42WLED		SR Sensor Ready Driver	
			DR DALI-Ready Driver	
			VDO* Lutron Vive DFCSJ-OEM-OCC (Daylight & Occupancy)	
			VRF* Lutron Vive DFCSJ-OEM-RF (RF Only)	
			DIMxx Custom Factory Set Dimming Level	
			BLD** Bi-Level DIM Driver (Controlled via 2 Hot Leads)	
			HC Hurricane Clips	
			FI/ILBCP05 Factory Installed 5W LED Battery Backup	
	FI/ILBCP07 Factory Installed 7W LED Battery Backup			
	FI/ILBCP10 Factory Installed 10W LED Battery Backup			
	FI/ILBCP12 Factory Installed 12W LED Battery Backup			
	SD347** 347V Step Down Transformer			
	SD480** 480V Step Down Transformer			

† DLC Premium includes:
AIRVOLA22-42WLED-UNIV-40, AIRVOLA24-22WLED-UNIV-40,
AIRVOLA24-22WLED-UNIV-35, AIRVOLA24-22WLED-UNIV-30,
AIRVOLA24-30WLED-UNIV-40, AIRVOLA24-30WLED-UNIV-35,
AIRVOLA24-35WLED-UNIV-40, AIRVOLA24-42WLED-UNIV-40

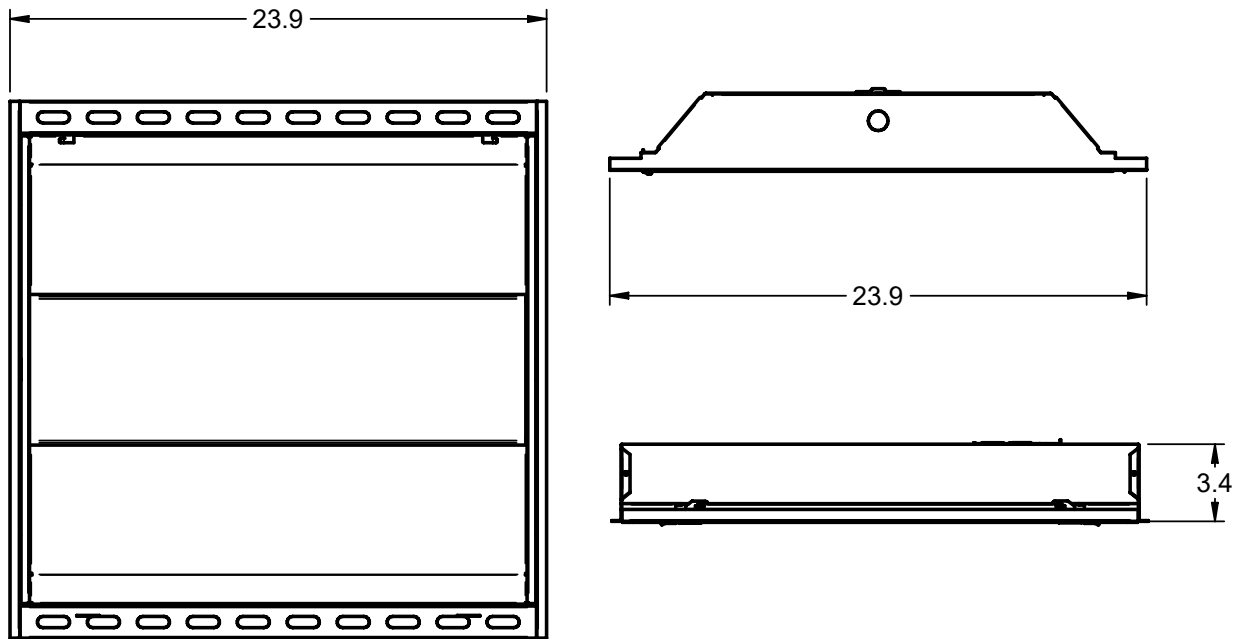
* Must be used with SR Driver
** Does not qualify for DLC

AIRVOLA TROFFER

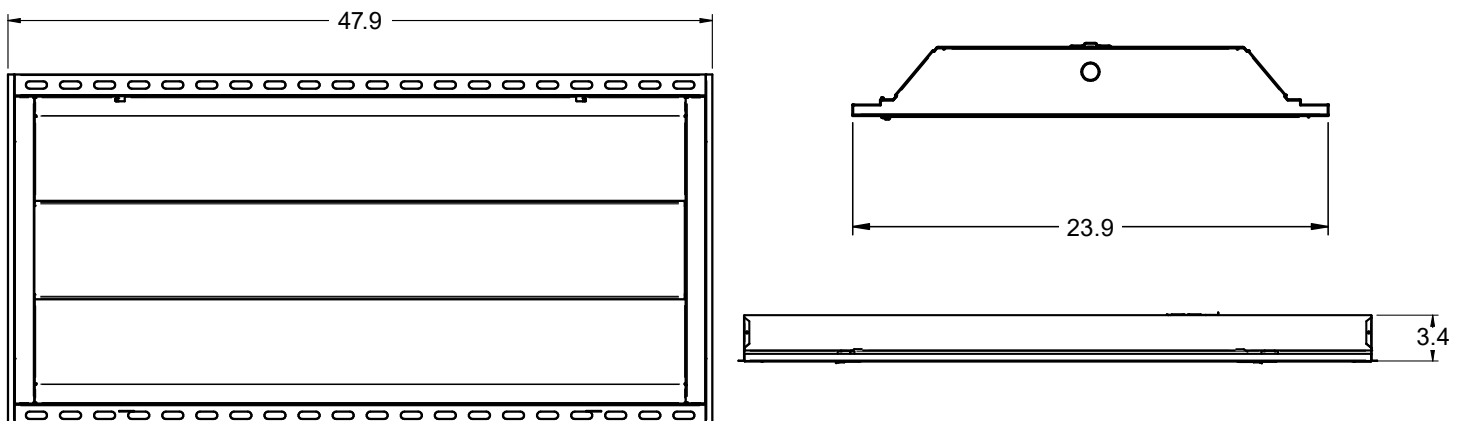
RECESSED AIR-HANDLING TROFFER

LINE DRAWINGS

AIRVOLA TROFFER 2'X2'



AIRVOLA TROFFER 2'X4'

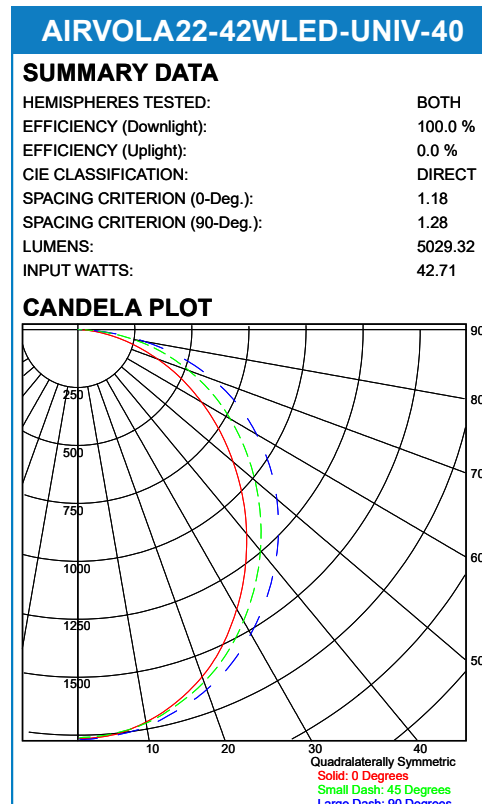
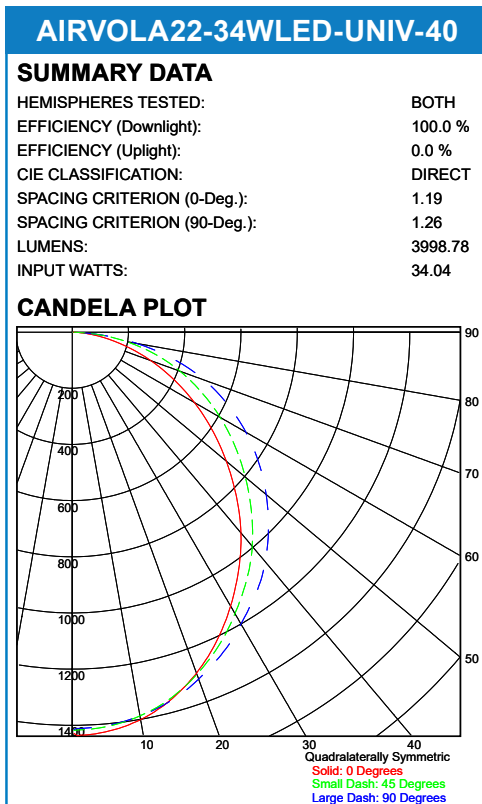
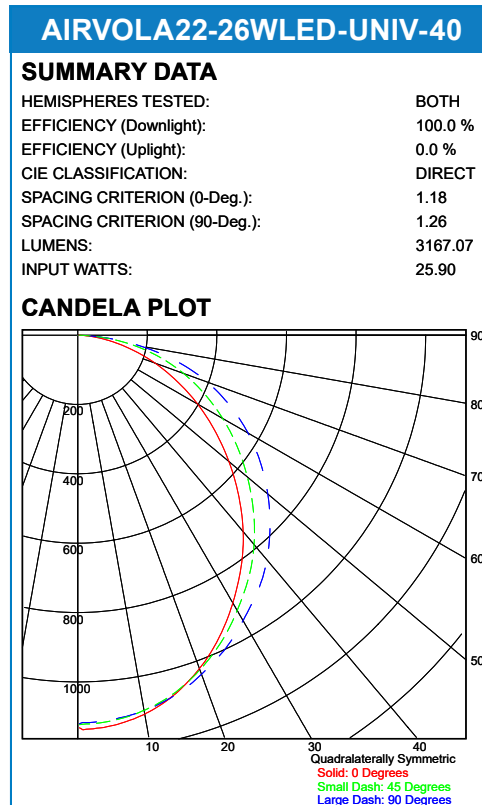
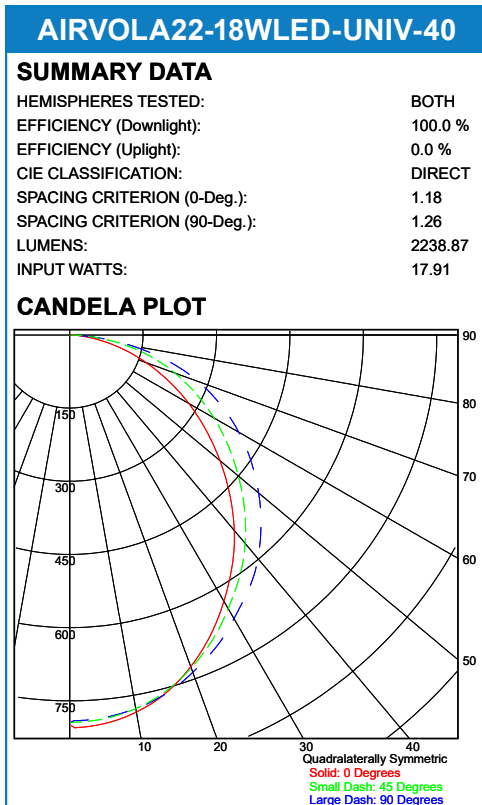


AIRVOLA TROFFER 2'X2'

RECESSED AIR-HANDLING TROFFER

PHOTOMETRIC REPORTS

Photometric values based upon tests performed in compliance w/ LM-79. Download IES files at www.ilp-inc.com



AIRVOLA TROFFER 2'X4'

RECESSED AIR-HANDLING TROFFER

PHOTOMETRIC REPORTS

Photometric values based upon tests performed in compliance w/ LM-79. Download IES files at www.ilp-inc.com

