

Project Name:	Part Number:	Type:
---------------	--------------	-------

WTZ AMAZON

WET LOCATION VAPOR TIGHT



407-478-3759
www.ilp-inc.com

FEATURES

- Impact resistant, Ribbed Acrylic Frosted (RAFL std.), Smooth Polycarbonate Frosted (SPFL), Smooth Polycarbonate Clear (SPCL) lens options
- Continuous poured, closed cell polyurethane gasket
- Stainless steel mounting brackets for drill free mounting (std.)
- Polycarbonate latches (std.), Stainless Steel (SS) optional
- Tamper Proof Screws (TPS) optional
- 0-10V Dimmable Driver
 - WTZ - 18W / 25W / 28W / 48W, WTZ8 - 50W / 56W / 80W / 96W (100% - 5%)
 - WTZ - 40W, WTZ8 - 36W (100% - 10%)
- 120V-277V Universal Voltage
- 3000K - 5000K CCT
- 5 Year Warranty
- ETL Listed for Wet Location
- Fiberglass body attributes:
 - IP65, IP66, IP67 (Dust tight, low/high pressure water jets & immerse 1M)
 - NEMA4X, NSF Listed & 5VA Flame Rating
- DesignLights Consortium® Premium Qualified Luminaire



SUITABLE APPLICATIONS

- Parking Garage
- Food Processing & Preparation (SS Latches)
- Pool Areas (SS Latches)
- Car Washes (SS Latches)

LED INFO		18W	25W	28W	40W	48W		36W	50W	56W	80W	96W
Calculated L ₇₀	4FT	>100K	>100K	>100K	>100K	>100K	8FT	>100K	>100K	>100K	>100K	>100K
Delivered Lumens		2,755 lm	3,986 lm	4,502 lm	5,643 lm	6,676 lm		5,582 lm	7,865 lm	9,122 lm	11,433 lm	13,735 lm
Watts		18 W	27 W	30 W	40 W	49 W		36 W	52 W	60 W	80 W	95 W
Efficacy		153 lm/W	149 lm/W	150 lm/W	141 lm/W	138 lm/W		155 lm/W	151 lm/W	152 lm/W	142 lm/W	144 lm/W
CCT		5000K	5000K	5000K	5000K	5000K		5000K	5000K	5000K	5000K	5000K
CRI		>80	>80	>80	>80	>80		>80	>80	>80	>80	>80
Ambient Range		-4°F-115°F	-4°F-115°F	-4°F-115°F	-40°F-115°F	-40°F-110°F		-40°F-122°F	-40°F-115°F	-40°F-115°F	-40°F-115°F	-40°F-110°F

LED System data above based on WTZ-18WLED-UNIV-50-RAFL, WTZ-25WLED-UNIV-50-RAFL, WTZ-28WLED-UNIV-50-RAFL, WTZ-40WLED-UNIV-50-RAFL, WTZ-48WLED-UNIV-50-RAFL, WTZ8-36WLED-UNIV-50-RAFL, WTZ8-50WLED-UNIV-50-RAFL, WTZ8-56WLED-UNIV-50-RAFL, WTZ8-80WLED-UNIV-50-RAFL, & WTZ8-96WLED-UNIV-50-RAFL. LED Lumen maintenance estimates on TM-21 projections for the light source at 25°C ambient.

ORDERING GUIDE:

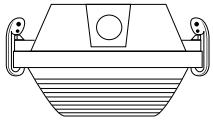
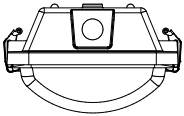
Series	Watts	Driver	Color	Options
WTZ Amazon 4ft	18WLED	UNIV 120-277V Driver	50	RAFL Ribbed Acrylic Frosted Lens (std.)
	25WLED		40	SPFL Smooth Polycarbonate Frosted Lens
	28WLED		35	SPCL ¹ Smooth Polycarbonate Clear Lens
	40WLED		30	CORDW _x Wet Location Cord (x = ft)
	48WLED			USBD ² User Select Bi-level Dim w/ Occ. Sensor
WTZ8 Amazon 8ft	36WLED 50WLED 56WLED 80WLED 96WLED			BD _{xx} ² Preset Bi-level Dim Sensor (xx = % ie. 20, 30)
				BD _{xx} PC ² Preset Bi-level Dim Sensor w/ Photocell
				WLOS ² On/Off Wet Location Sensor Installed
				MWS Microwave Sensor Factory Installed
				SS Stainless Steel Latches
				TPS Tamper Proof Screw
				AB/45DEG 45 degree angled surface/wall mount brackets (2/fixture)
				HB-XX-LOOP ² Includes two adjustable cable hangers (xx=inches)
				FMB ^{4,2} Fixture Mounting Box (2/8ft fixture)
				HUB 3/4 ^{5,2} 3/4" Conduit Hub for Pendant Mounts (2/8ft fixture)
				FI/ILBCP07 ³ Factory Installed 7W LED Battery Backup
				FI/ILBCP10 ³ Factory Installed 10W LED Battery Backup
				FI/ILBCP12 ³ Factory Installed 12W LED Battery Backup
				SD480 ¹ 480V Step Down Transformer
				SD347 ¹ 347V Step Down Transformer
LEDBBCT -4°F Cold Temp Battery Backup				

¹ Does not qualify for DLC
² Does not qualify for NSF Standards
³ 32°F Minimum Starting Temperature
⁴ Must be used with HUB 3/4 Conduit
⁵ Must be used with FMB

WTZ AMAZON

WET LOCATION VAPOR TIGHT


LINE DRAWINGS

	Wide (2 Light)	Nominal Length	Width	Length	Depth
RAFL		4 ft	6.40"	51.37"	4.25"
		8 ft	6.40"	99.50"	4.25"
SPFL SPCL		4 ft	6.8"	51.8"	4.3"
		8 ft	6.8"	100"	4.3"

Linear Ribbed Difuser 4' and 8' Lengths



Smooth Polycarbonate Lens 4' and 8' Lengths



MOUNTING OPTIONS

- **SS Mounting Bracket** - For drill-free surface mounting (2 brackets standard)
- **Y-Toggle Cable Kit (HB-XX-LOOP)** - Includes two adjustable cable hangers (xx=in)
- **AB/45DEG** - 45 degree angled surface/wall mount brackets (2 per fixture).
- **Fixture Mounting Box (FMB)** - Includes rigid box to attach to the fixture (2/8ft fixture)
- **Conduit Hub** - Conduit hub $\frac{3}{4}$ " for pendant mounts (2/8ft fixture)




SS Mounting
Bracket



HB-XX-LOOP



AB/45DEG



FMB



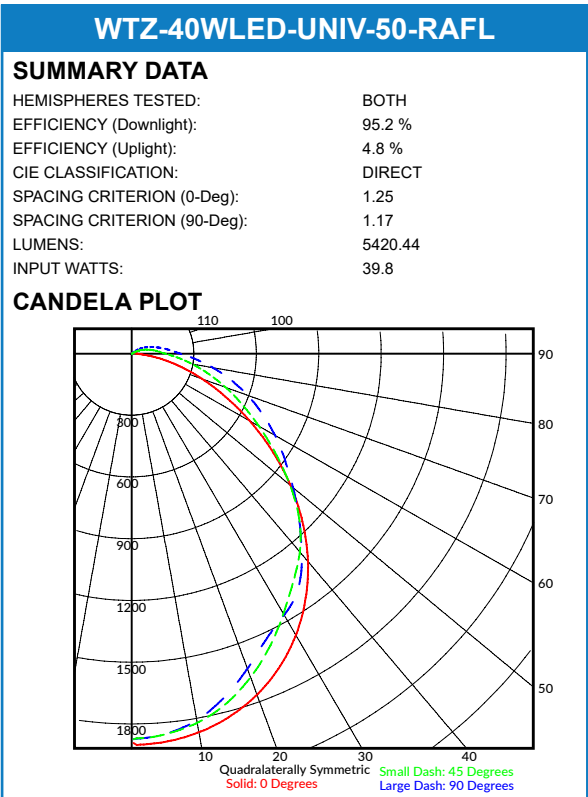
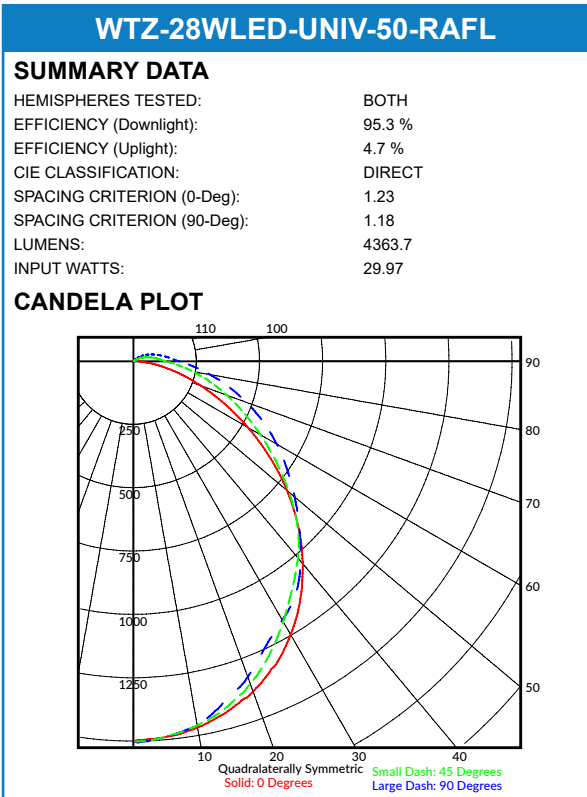
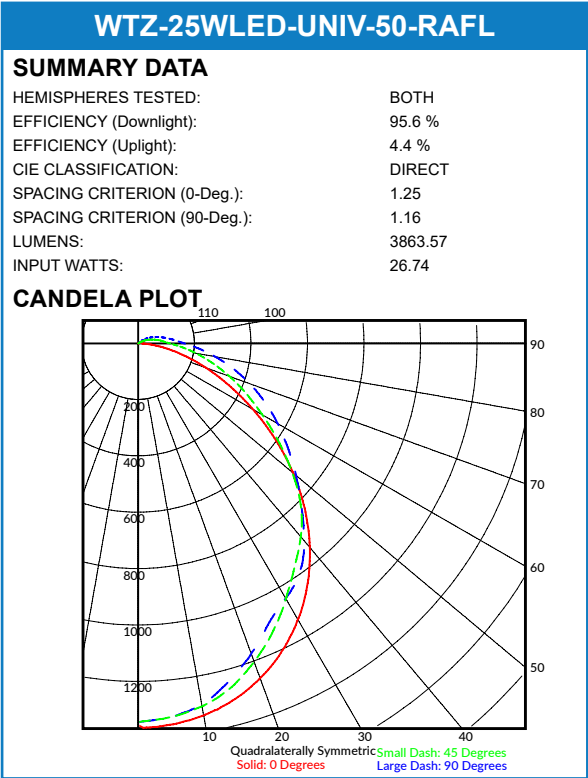
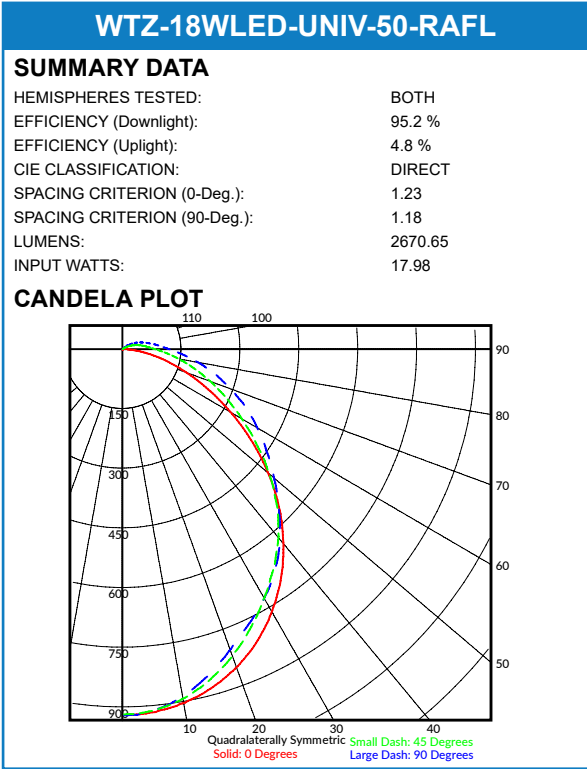
HUB $\frac{3}{4}$ " CONDUIT

WTZ AMAZON

WET LOCATION VAPOR TIGHT

PHOTOMETRIC REPORTS

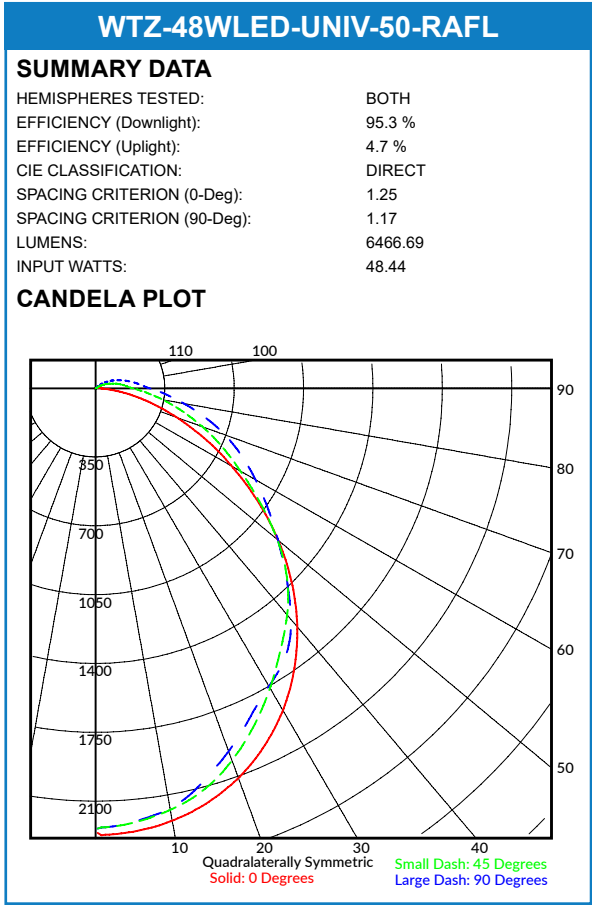
Photometric values based upon tests performed in compliance w/ LM-79. Download IES files at www.ilp-inc.com



WTZ AMAZON

WET LOCATION VAPOR TIGHT

PHOTOMETRIC REPORTS

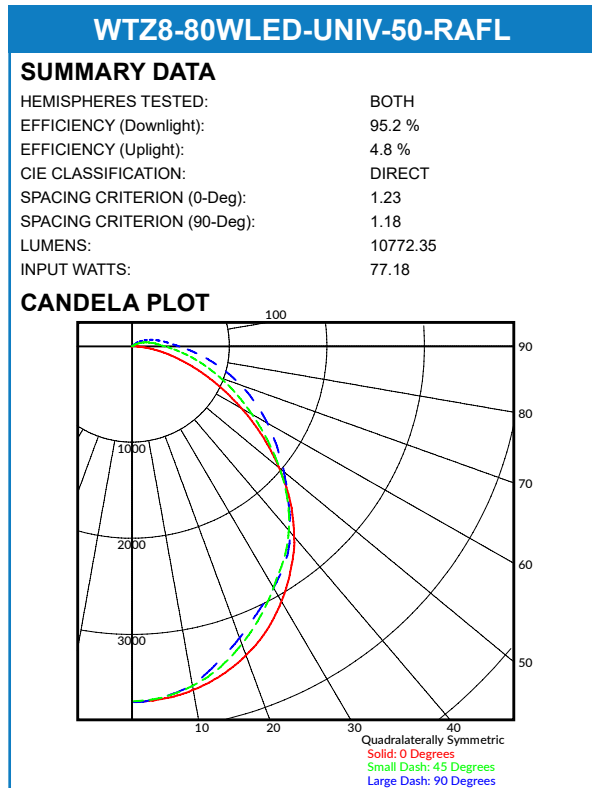
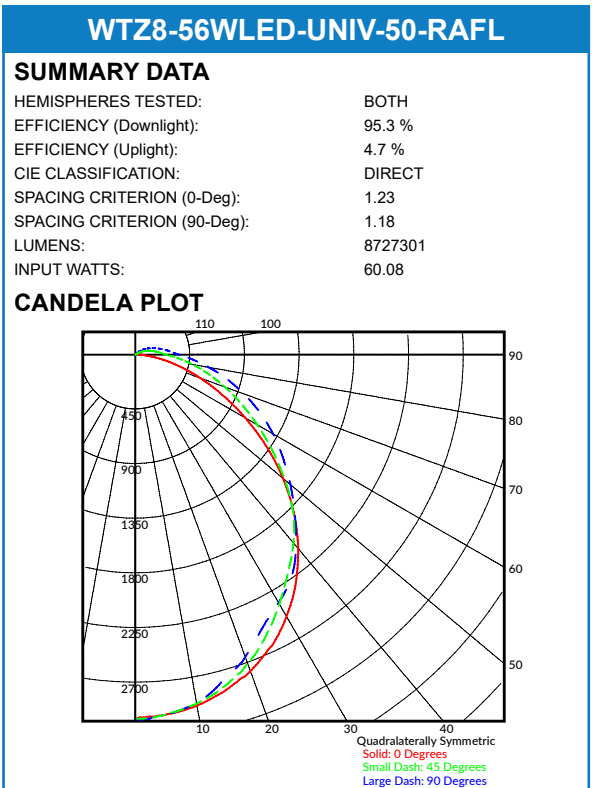
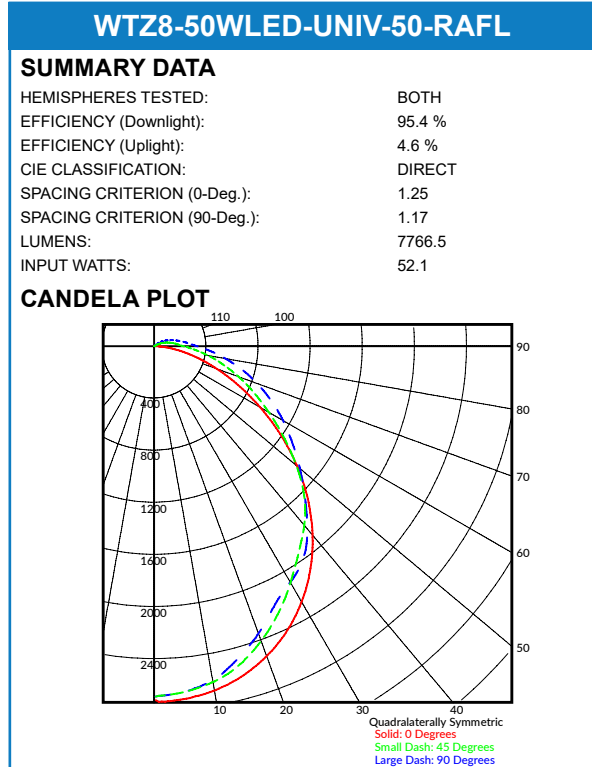
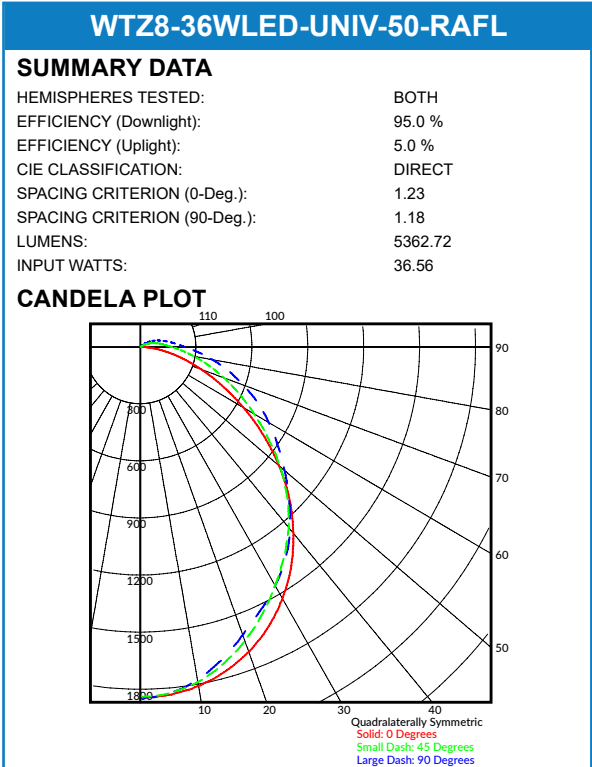


WTZ AMAZON - 8FT SERIES

WET LOCATION VAPOR TIGHT

PHOTOMETRIC REPORTS

Photometric values based upon tests performed in compliance w/ LM-79. Download IES files at www.ilp-inc.com



WTZ AMAZON - 8FT SERIES

WET LOCATION VAPOR TIGHT

PHOTOMETRIC REPORTS

WTZ8-96WLED-UNIV-50-RAFL

SUMMARY DATA

HEMISPHERES TESTED:	BOTH
EFFICIENCY (Downlight):	95.3 %
EFFICIENCY (Uplight):	4.7 %
CIE CLASSIFICATION:	DIRECT
SPACING CRITERION (0-Deg):	1.25
SPACING CRITERION (90-Deg):	1.17
LUMENS:	12943.55
INPUT WATTS:	95.84

CANDELA PLOT

