

Project Name:	Part Number:	Type:
---------------	--------------	-------

FNW LED NARROW WRAP

COMMERCIAL



407-478-3759
www.ilp-inc.com

FEATURES

- Narrow & Sleek Design w/ 9" Width
- Molded Endcap
- 4ft & 8ft Available
- 2,200 – 8,000 Lumens
- 3500K, 4000K & 5000K CCT
- 0-10V 120-277V Dimmable Driver
- Frosted Impact Resistant Lens
- Sensor Options
- 5 Year Warranty
- ETL Damp Location Listed
- DesignLights Consortium® Qualified Luminaire



SUITABLE APPLICATIONS

- Education
- Hospitals
- Offices
- Hallways
- Working Station Task Lighting
- Multipurpose

LED SYSTEMS INFO		22L	25L	30L	40L		40L	50L	60L	80L
Calculated L ₇₀ (TM-21)	4FT	>100K	>100K	>100K	>100K	8FT	>100K	>100K	>100K	>100K
Delivered Lumens		2,227 lm	2,437 lm	2,988 lm	3,945 lm		4,071 lm	5,048 lm	5,975 lm	7,891 lm
Total Input Watts		18 W	20 W	25 W	35 W		31 W	39 W	49 W	70 W
Luminaire Efficacy Rating (LER)		124 lm/W	122 lm/W	122 lm/W	113 lm/W		132 lm/W	129 lm/W	122 lm/W	113 lm/W
Correlated Color Temperature (CCT)		4000K	4000K	4000K	4000K		4000K	4000K	4000K	4000K
Color Rendering Index (CRI)		>80	>80	>80	>80		>80	>80	>80	>80
Ambient Temperature Range		-4°F-114°F	-4°F-114°F	-4°F-114°F	-4°F-114°F		-4°F-114°F	-4°F-114°F	-4°F-114°F	-4°F-114°F
Universal Driver		120-277 V	120-277 V	120-277 V	120-277 V		120-277 V	120-277 V	120-277 V	120-277 V
Replaces Existing		1T8	2T8	2T8	3T8		2T8	2T8/2T12	2T5HO	4T8/2T12HO

LED System data above based on FNW42240-01, FNW42540-01, FNW43040-01, FNW44040-01, FNW84040-01, FNW85040-01, FNW86040-01, & FNW88040-01.
LED Lumen maintenance estimates on TM-21 projections for the light source at 25°C ambient.

ORDERING GUIDE:

Series	Lumens	CCT	Gen	Options	
FNW4 - 4ft	22 - 2200lm	50	<input checked="" type="checkbox"/> 01	USBD*	User Selectable Bi-Level Dimming Sensor
	25 - 2500lm	40		BDxx*	Preset Bi-Level Dim Sensor (xx=% e.g. 20, 30)
	30 - 3000lm	35		BDxxPC*	Preset Bi-Level Dim Sensor w/ Photocell (xx=% e.g. 20, 30)
	40 - 4000lm			MWS	Bi-Level Dimming Microwave Sensor
FNW8 - 8ft	40 - 4000lm [†]			FIOS*	On/Off Occupancy Sensor
	50 - 5000lm [†]			FIOSPC*	On/Off Occupancy Sensor w/ Photocell
	60 - 6000lm			FIOSPC/DLH*	On/Off Occupancy Sensor w/ Photocell & Daylight Harvesting
	80 - 8000lm			CORDx	Cord (x=ft)
				WHIPx	Flexible Conduit Whip (x=ft)
				RACEWAY/3WIRE**	3 Wire Raceway Wiring Harness
				RACEWAY/5WIRE**	5 Wire Raceway Wiring Harness
				HB-XX-18Y-PAD	Y-Toggle Cable System (xx=inches)
				FI/ILBCP05	Factory Installed 5W LED Battery Backup
				FI/ILBCP05/HE	Factory Installed 5W LED Battery Backup - CEC Title 20 Compliant
				FI/ILBCP07	Factory Installed 7W LED Battery Backup
				FI/ILBCP07/HE	Factory Installed 7W LED Battery Backup - CEC Title 20 Compliant
			FI/ILBCP10	Factory Installed 10W LED Battery Backup	
			FI/ILBCP10/HE	Factory Installed 10W LED Battery Backup - CEC Title 20 Compliant	
			FI/ILBCP12	Factory Installed 12W LED Battery Backup	
			SD347 [‡]	347V Step Down Transformer	
			SD480 [‡]	480V Step Down Transformer	

[†] DLC Premium

* End Mount Sensor

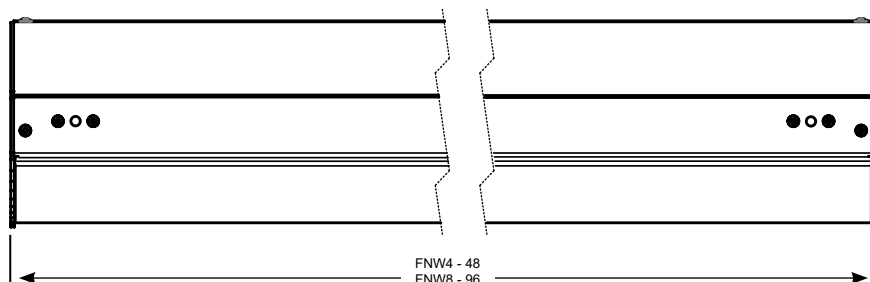
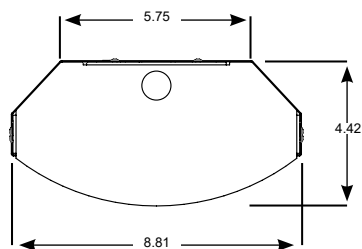
** Used for continuous through fixture

[‡] Option Not DLC Listed

FNW LED NARROW WRAP

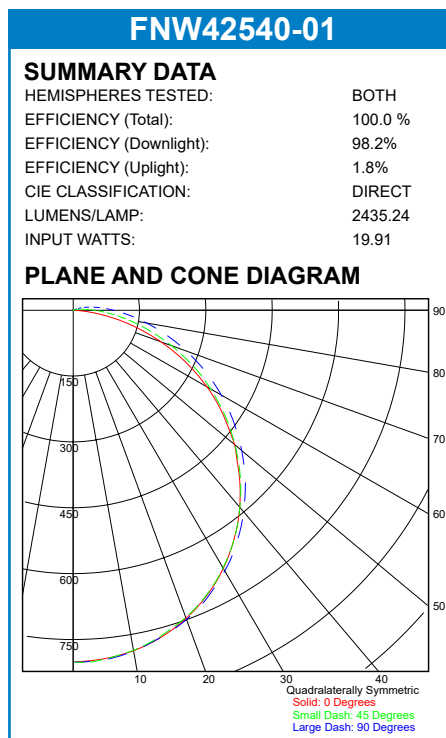
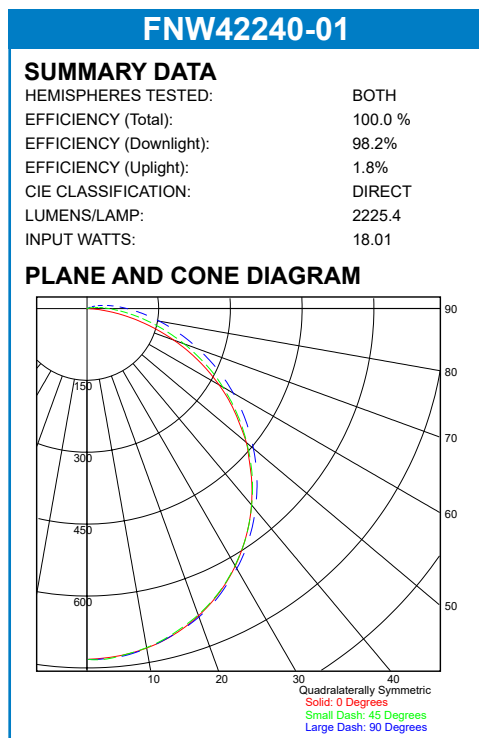
COMMERCIAL

LINE DRAWINGS



PHOTOMETRIC REPORTS

Photometric values based upon tests performed in compliance with LM-79. IES files can be downloaded at www.ilp-inc.com



FNW LED NARROW WRAP

COMMERCIAL

PHOTOMETRIC REPORTS

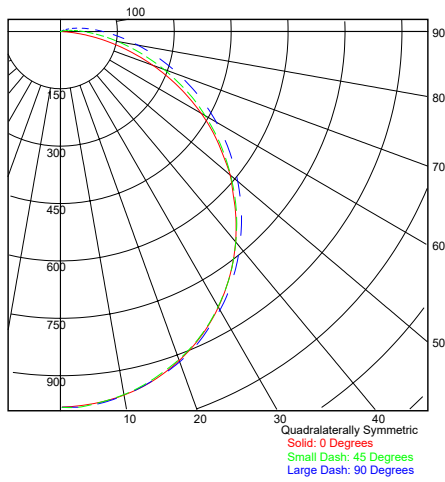
Photometric values based upon tests performed in compliance with LM-79. IES files can be downloaded at www.ilp-inc.com

FNW43040-01

SUMMARY DATA

HEMISPHERES TESTED:	BOTH
EFFICIENCY (Total):	100.0 %
EFFICIENCY (Downlight):	98.2%
EFFICIENCY (Uplight):	1.8%
CIE CLASSIFICATION:	DIRECT
LUMENS/LAMP:	2985.842
INPUT WATTS:	24.52

PLANE AND CONE DIAGRAM

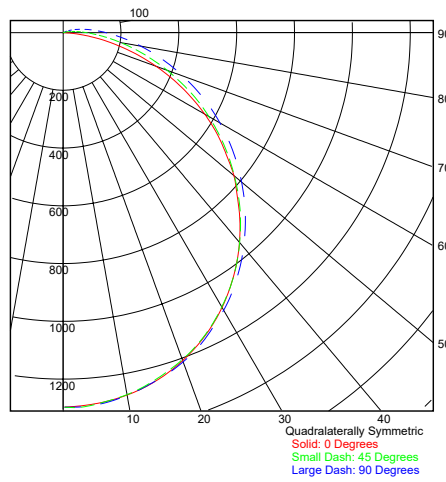


FNW44040-01

SUMMARY DATA

HEMISPHERES TESTED:	BOTH
EFFICIENCY (Total):	100.0 %
EFFICIENCY (Downlight):	98.2%
EFFICIENCY (Uplight):	1.8%
CIE CLASSIFICATION:	DIRECT
LUMENS/LAMP:	3942.153
INPUT WATTS:	34.84

PLANE AND CONE DIAGRAM

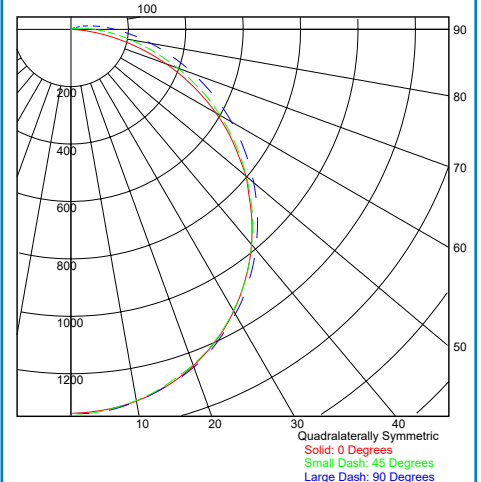


FNW84040-01

SUMMARY DATA

HEMISPHERES TESTED:	BOTH
EFFICIENCY (Total):	100.0 %
EFFICIENCY (Downlight):	98.2%
EFFICIENCY (Uplight):	1.8%
CIE CLASSIFICATION:	DIRECT
LUMENS/LAMP:	4068.062
INPUT WATTS:	30.73

PLANE AND CONE DIAGRAM

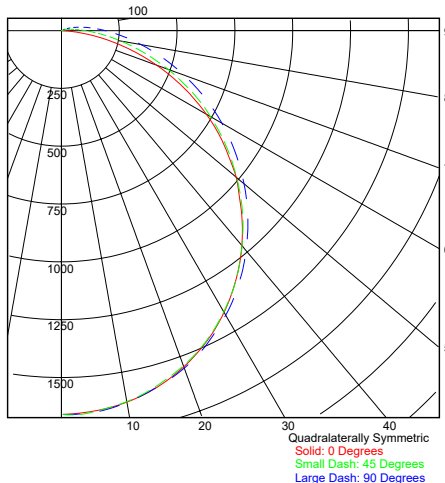


FNW85040-01

SUMMARY DATA

HEMISPHERES TESTED:	BOTH
EFFICIENCY (Total):	100.0 %
EFFICIENCY (Downlight):	98.2%
EFFICIENCY (Uplight):	1.8%
CIE CLASSIFICATION:	DIRECT
LUMENS/LAMP:	5044.358
INPUT WATTS:	39.23

PLANE AND CONE DIAGRAM

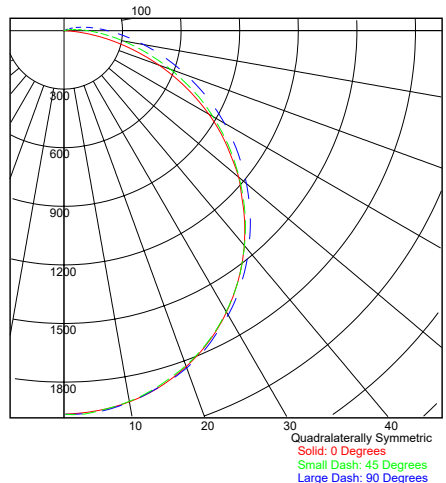


FNW86040-01

SUMMARY DATA

HEMISPHERES TESTED:	BOTH
EFFICIENCY (Total):	100.0 %
EFFICIENCY (Downlight):	98.2%
EFFICIENCY (Uplight):	1.8%
CIE CLASSIFICATION:	DIRECT
LUMENS/LAMP:	5970.691
INPUT WATTS:	49.05

PLANE AND CONE DIAGRAM



FNW88040-01

SUMMARY DATA

HEMISPHERES TESTED:	BOTH
EFFICIENCY (Total):	100.0 %
EFFICIENCY (Downlight):	98.2%
EFFICIENCY (Uplight):	1.8%
CIE CLASSIFICATION:	DIRECT
LUMENS/LAMP:	7885.311
INPUT WATTS:	69.68

PLANE AND CONE DIAGRAM

