

Project Name:	Part Number:	Type:
---------------	--------------	-------

# VOLA TROFFER 2' X 4'

## RECESSED TROFFER



407-478-3759  
www.ilp-inc.com

### FEATURES

- Architectural design
- .040 Aluminum pre-painted housing
- Post paint available
- Frosted acrylic lens easily removes for cleaning
- 3000K, 3500K, and 4000K CCT
- 0-10V Dimmable Driver (100% - 10%)
- Type IC (suitable for insulation contact)
- Universal Voltage
- ETL Listed
- 5 Year Warranty
- DesignLights Consortium® Premium Qualified Luminaire



### SUITABLE APPLICATIONS

- Offices
- Hallways
- Multipurpose Rooms
- Conference Rooms

With Surface Mount

LED SYSTEMS INFO	24W	30W	35W	42W	47W	55W
Calculated L <sub>70</sub> (TM-21)	>100K	>100K	>100K	>100K	>100K	>100K
Delivered Lumens	3,167 lm	4,223 lm	4,853 lm	5,558 lm	6,368 lm	7,185 lm
Total Input Watts	23 W	31 W	36 W	42 W	48 W	55 W
Luminaire Efficacy Rating (LER)	140 lm/W	137 lm/W	135 lm/W	132 lm/W	133 lm/W	130 lm/W
Correlated Color Temperature (CCT)	4000K	4000K	4000K	4000K	4000K	4000K
Color Rendering Index (CRI)	>80	>80	>80	>80	>80	>80
Ambient Temperature Range	110°F	110°F	110°F	110°F	110°F	110°F
Universal Driver	120-277 V	120-277 V	120-277 V	120-277 V	120-277 V	120-277 V

LED System data above based on VOLA24-24WLED-UNIV-40, VOLA24-30WLED-UNIV-40, VOLA24-35WLED-UNIV-40, VOLA24-42WLED-UNIV-40, VOLA24-47WLED-UNIV-40 & VOLA24-55WLED-UNIV-40. LED Lumen maintenance estimates based on TM-21 projections for the light source at 25°C ambient.

### ORDERING GUIDE:

Series	Watts	Driver	Color	Options
<b>VOLA24</b> VOLA Troffer 2'x4'	<b>24WLED</b>	<b>UNIV</b> 120-277V Driver	<b>40</b>	<b>POSTP</b> Post Paint Aluminum
	<b>30WLED</b>		<b>35</b>	<b>WHIP/6ft/5WIRE/600V</b> 6ft MC Cable w/ 3 leads attached to power & 2 leads attached to dimming (120V-277V)
	<b>35WLED</b>		<b>30</b>	<b>WHIP/6ft/6WIRE/600V</b> 6ft MC Cable w/ 3 leads for fixture power, 1 lead for battery backup power & 2 leads attached to dimming (120V-277V)
	<b>42WLED</b>		<b>ES</b> EasySense Control	
	<b>47WLED</b>		<b>ES/PCD</b> Pre-Installed App on Controlled Device for Commissioning	
	<b>55WLED</b>		<b>ES/WWS</b> EasySense Wall Switch	
			<b>SR</b> Sensor Ready Driver	
			<b>DR</b> DALI-Ready Driver	
			<b>VDO</b> <sup>†</sup> Lutron Vive DFCSJ-OEM-OCC (Daylight & Occupancy)	
			<b>VRF</b> <sup>†</sup> Lutron Vive DFCSJ-OEM-RF (RF only)	
	<b>BLD</b> Bi-Level Dim Driver (2 Hot Leads)			
	<b>DIMxx</b> Factory Set Custom Dim Level (xx = max watts)			
	<b>FLGK</b> Flange Kit			
	<b>SM</b> Surface Mount			
	<b>HC</b> Hurricane Clips			
	<b>FI/ILBCP05*</b> Factory Installed 5W LED Battery Backup			
	<b>FI/ILBCP07*</b> Factory Installed 7W LED Battery Backup			
	<b>FI/ILBCP10*</b> Factory Installed 10W LED Battery Backup			
	<b>FI/ILBCP12*</b> Factory Installed 12W LED Battery Backup			
	<b>SD480**</b> 480V Step Down Transformer			
	<b>SD347**</b> 347V Step Down Transformer			

<sup>†</sup> Must be used with SR Sensor Ready Driver

\* BB performance data available on Field Installed LED BB Sheet

\*\* Does not qualify for DLC. Call factory for details.

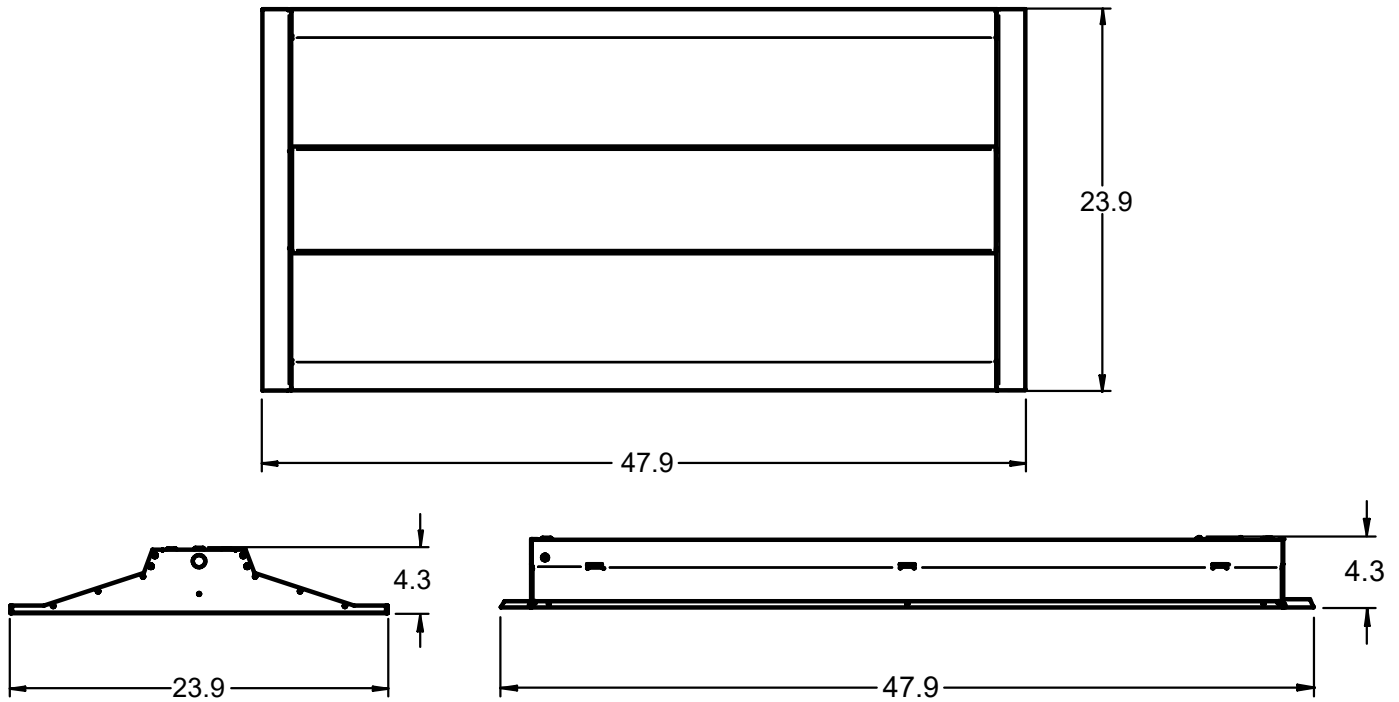
DLC Standard:  
VOLA24-24WLED-UNIV-30, VOLA24-30WLED-UNIV-30, VOLA24-35WLED-UNIV-30,  
VOLA24-42WLED-UNIV-30, VOLA24-47WLED-UNIV-30, VOLA24-55WLED-UNIV-30

# VOLA TROFFER 2' X 4'

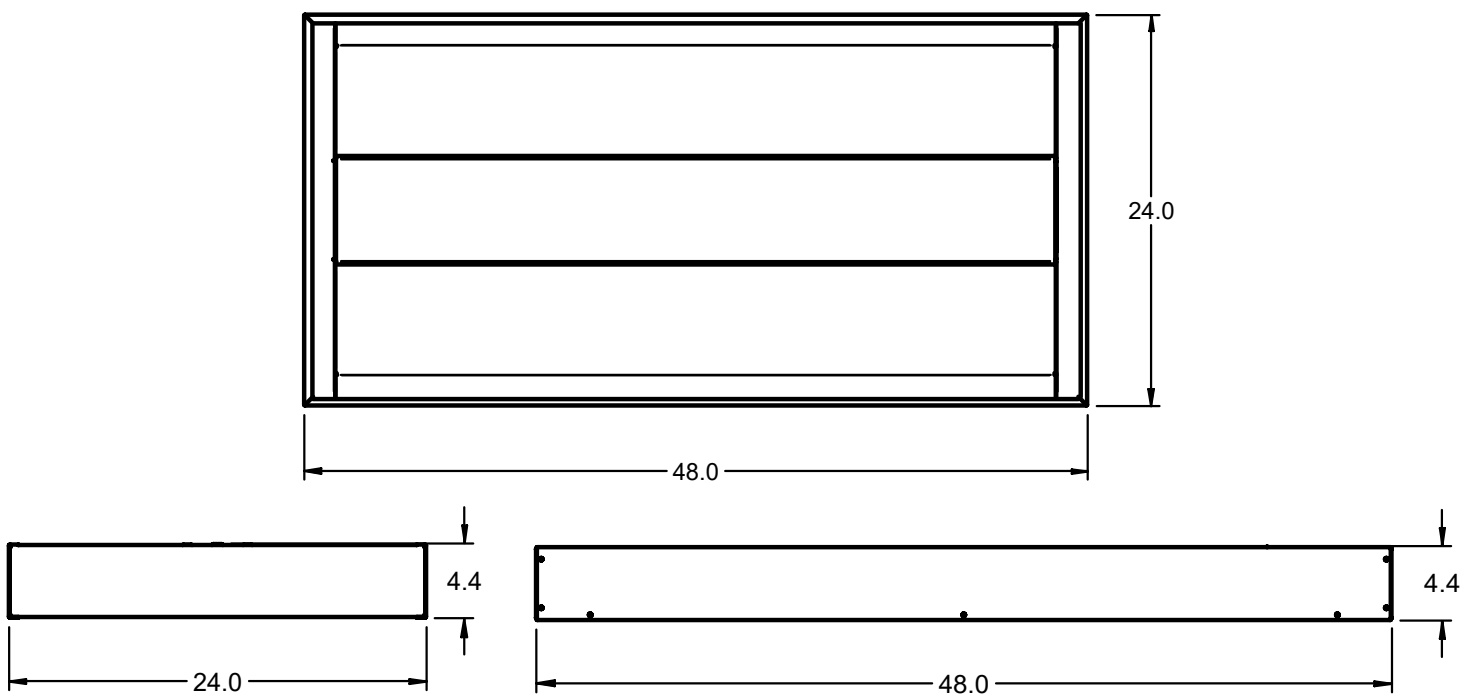
## RECESSED TROFFER

### LINE DRAWINGS

Dimensions Without Surface Mount



Dimensions With Surface Mount

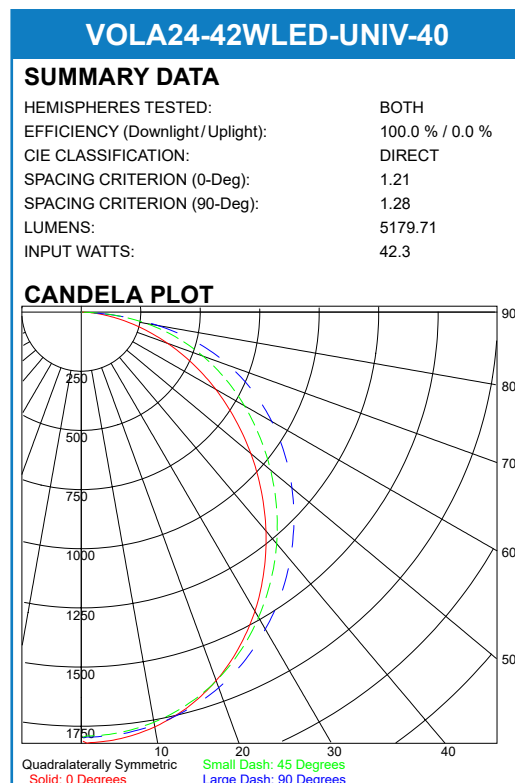
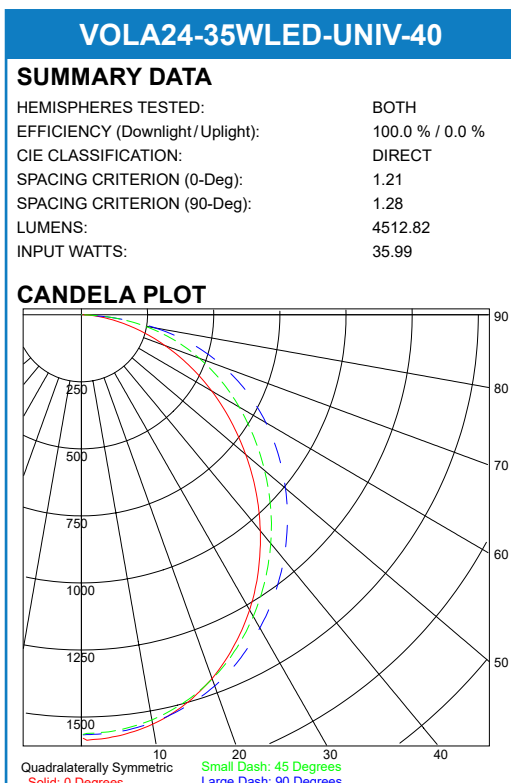
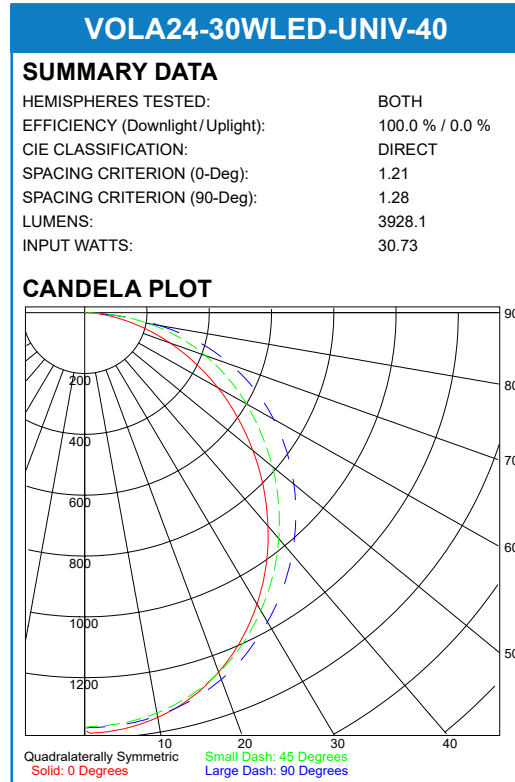
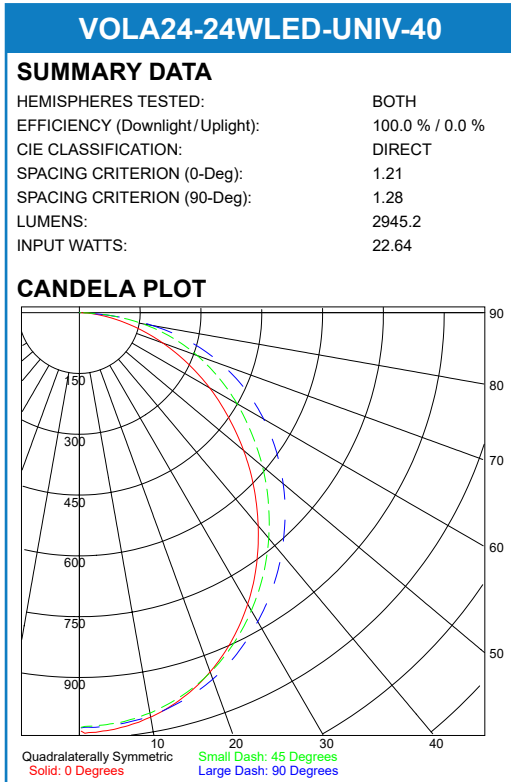


# VOLA TROFFER 2' X 4'

## RECESSED TROFFER

### PHOTOMETRIC REPORTS

Photometric values based upon tests performed in compliance w/ LM-79. Download IES files at [www.ilp-inc.com](http://www.ilp-inc.com)



# VOLA TROFFER 2' X 4'

## RECESSED TROFFER

### PHOTOMETRIC REPORTS

Photometric values based upon tests performed in compliance w/ LM-79. Download IES files at [www.ilp-inc.com](http://www.ilp-inc.com)

