

Project Name:	Part Number:	Type:
---------------	--------------	-------

UFO PARKING GARAGE

OUTDOOR



407-478-3759
www.ilp-inc.com

FEATURES

- Low profile die-cast aluminum housing
- Factory Select Finishes: Bronze (BRZ), Black (BLK), Silver (SLV), and White (WHT)
- Custom colors finishes available¹
- Frosted Polycarbonate Lens (std.)
- T5 Wide distribution standard; Optional T5 narrow lowbay optic (LB) (concentrated distribution for atrium or exit/egress applications)
- Up to 10% uplight standard eliminates cave effect
- Mounting: Quick surface mount bracket (std.), ½" pendant (std.), or optional trunnion mount bracket
- Four ½" coin plugs on sides for conduit or photocell
- 120-277V Universal Voltage or 347-480V High Voltage
- 0-10V Dimmable Driver (std.)
- Battery backup & cold weather battery options available
- PIR Occupancy, Photocell & Bi-Level Dimming sensors available
- Wireless control integrated luminaire
- 3000K, 4000K & 5000K CCT
- >80 Color Rendering Index (CRI)
- Calculated L70 >100,000 hrs @ 25°C per TM-21-11
- IP66 Rated Luminaire
- 5 Year Warranty (std); 10 Year Warranty Optional
- ETL Listed for Wet Locations
- DesignLights Consortium® Premium Qualified Luminaire



¹Contact factory for pricing and availability



SUITABLE APPLICATIONS

- Parking Garages
- Low Bay
- Canopies
- Entrance Way

ORDERING GUIDE:

SERIES	WATTS	DRIVER	CCT	DISTRIBUTION	MOUNTING	FINISH ⁴
UFO UFO Parking Garage	28WLED 40WLED 58WLED 75WLED	UNIV 120-277V HV ^{1,2,9} 347-480V	50 40 30	BLANK - Wide LB - Narrow	BLANK ³ Surface Mount PEN5 ^{3,8} 60" leads for Pendant Mounting SCON ³ Side Conduit	BLANK Bronze BLK Black SLV Silver WHT White CC Custom Color
WARRANTY						
BLANK	5 year					
10YR ^{13,14}	10 year					

OPTIONS		CONTROLS	
Factory Installed		BASIC - Factory Installed	
DIM ⁵	DIM Leads pulled from unit for external signal	USBD ¹¹	Bluetooth User Select Bi-Level Dim Occ. Sensor
CORD/6FT	6ft 3-Conductor Cord without plug (120-277V)	BDXX	Preset Bi-Level Dim Sensor (xx=% ex: 20,30)
CORD/10FT	10ft 3-Conductor Cord without plug (120-277V)	BDXXPC	Preset Bi-Level Dim Sensor w/ photocell (xx=% ex: 20,30)
SP1 ^{6,7}	10KA Max Univolt Surge Protector	WLOS	PIR Occupancy Sensor
SP2 ^{6,7}	22KA Max Univolt Surge Protector		
SP480V2 ^{2,7}	20KA Max 347-480V Surge Protector		
FUSE/SXXX	Single-line Voltage Fuse (120, 277 or 347V)		
FUSE/DXXX	Dual-line Voltage Fuse (208, 240 or 480V)		
FI/ILBCP05 ^{2,6}	5W LED (32°F-104°F)		
FI/ILBCP05/HE ^{2,6}	5W 120-277V LED High Efficacy CEC Title 20 Battery Backup (32°F-104°F)		
FI/ILBCP16 ^{2,6}	16W 120-277V LED Battery Backup (32°F-104°F)		
LEDBBCT ^{2,6}	14W UNIV CT Battery backup (-4°F-104°F)		
LEDBBCT7 ^{2,6}	10W UNIV CT Battery backup (-4°F-104°F)		
SMLxxxx	Specified Lumen Output (xxxx = lumen output)		
SD347 ^{1,6,9}	347V Step Down Transformer		
SD480 ^{1,6,9}	480V Step Down Transformer		

Ship with Accessories		Ship with Accessories	
SRP/281	IR-TEC OS-NET Remote Sensor Configuration Tool	PCU ^{2,6}	Electronic UNIV Photocell (120-277V)
BCS	Bird Cone Shield (Pendant Mount Only)		
TB	Trunnion Mount Bracket		

¹ Does not qualify for DLC

² Not available with SD347 or SD480 options

³ 3 conductors provided, for 5 conductors for external signal select "DIM" option

⁴ Bronze, Black, Silver & White finishes are standard. Consult factory for pricing & availability of other finishes; subject to longer lead times

⁶ Not available with HV option

⁷ SP1/SP2 specified in combination w/ battery backups, separate surge protectors are required per electrical line

⁸ Pendant provided by others

⁹ Not available in 28WLED Model

¹¹ Requires bluetooth enabled device for programming (provided by others)

¹² Requires SRP/281 to program

¹³ Contact Factory for more details

¹⁴ Requires additional surge protection (SP1, SP2, SP480V2); For additional details see general terms and conditions

UFO PARKING GARAGE

OUTDOOR

LED SYSTEMS INFORMATION ¹		3000K		4000K		5000K		Max Ambient	Watts ²	DLC	Replaces
Part Numbers	Distribution	Lumens	Efficacy	Lumens	Efficacy	Lumens	Efficacy				
UFO-28WLED	Wide	3,245 lm	117 lm/W	3,450 lm	124 lm/W	3,462 lm	126 lm/W	125° F	27 W	Premium	150W MH
	LB	3,584 lm	135 lm/W	3,819 lm	144 lm/W	3,864 lm	146 lm/W	145° F			
UFO-40WLED	Wide	4,702 lm	112 lm/W	4,985 lm	118 lm/W	5,014 lm	119 lm/W	110° F	40 W	Standard	150W MH
	LB	5,250 lm	131 lm/W	5,567 lm	139 lm/W	5,610 lm	140 lm/W	125° F			
UFO-58WLED	Wide	7,210 lm	125 lm/W	7,135 lm	125 lm/W	7,171 lm	126 lm/W	130° F	57 W	Premium	175W MH
	LB	7,288 lm	127 lm/W	7,260 lm	126 lm/W	7,297 lm	127 lm/W	130° F			
UFO-75WLED	Wide	9,310 lm	121 lm/W	9,266 lm	121 lm/W	9,275 lm	123 lm/W	125° F	76 W	Standard	250W MH
	LB	9,546 lm	125 lm/W	9,482 lm	124 lm/W	9,640 lm	126 lm/W	125° F			

¹Values are nominal, see IES file for more detail

SPECIFICATIONS

CONSTRUCTION

The UFO Parking Garage and Canopy luminaire features a rugged low-profile die-cast aluminum housing with a durable Bronze or White polyester powder coat finish to withstand extreme weather changes without cracking or peeling. Alternate standard or custom finishes are wet painted over the bronze powder coat (Consult Factory). The UV stabilized and impact resistant diffuse polycarbonate lenses are designed to provide maximum rigidity and optical transmissions up to 92%. The lenses seal to the housing with a one-piece gasket creating an IP66 rating for maximum ingress protection. An integral galvanized hinged quick surface mount bracket is provided for ease of installation.

ELECTRICAL

High-performance driver features over-voltage, under-voltage, short circuit and over temperature protection. 0-10V dimming (10% - 100%) standard. Standard Universal Voltage (120-277 Vac) Input 50/60 Hz or optional High Voltage (347-480 Vac). L70 >100,000 hrs. in accordance of IESNA TM-21-11 Projected values at 25°C Ambient temperature. Total harmonic distortion: <20%. Power factor: >0.90. Input power stays constant over life. Minimum 6kV surge rating meets a minimum Category C Low operation (per ANSI/IEEE C62.41.2). Additional protection is available in 10kV and 20kV options. Optional 120-277V standard, CEC Title 20 compliant, and Cold Temp Battery backups are available. The 90-minute batteries provide constant power to the LED system, ensuring code compliance and a test switch/indicator button is installed on the housing for ease of maintenance.

INSTALLATION

The UFO features an integral quick surface mount bracket, eliminating the need to open the luminaire during installation to the Junction box or ceiling surface resulting in IP66 ingress protection that is effortless and secure. Four ½" conduit entry points allow for surface-conduit wiring. The UFO can be pendant mounted with ½" pendant stems (provided by others). Trunnion mounting available with 14"-22" adjustability. For surface mount applications the 12" 3-conductor fixture leads exit the back of the casting through a water-tight connector. For pendant applications 60" 3-conductor leads are provided unless otherwise specified. For Trunnion mount a 3-conductor 60" outdoor cable is provided with cord grip. For 5-conductor leads for control via external signal "DIM" must be specified.

WARRANTY

5 Year Warranty Standard; 10 Year Warranty Optional ([Terms and Conditions apply](#)).

OPTICS

The UFO ships standard with a diffuse polycarbonate lens that virtually eliminates glare and optimizes the delivered light for maximum visual comfort and uniformity. While its curved LED board with densely populated mid-power LEDs, eliminates pixilation and provides up to 10% uplight (Std.) to eliminate cave effect. The UFO is available with a T5 wide distribution or Optional T5 narrow lowbay optic (LB) (concentrated distribution for atrium, lowbay, or exit/egress applications. Available in 3000K, 4000K or 5000K color temperature (CCT) per ANSI C78.377. Consult factory for availability of alternate CCTs.

THERMAL

The UFO features an array of High-efficacy mid-power LED's on a curved LED board that is mounted directly to a cast aluminum housing with heat dissipating fins to provide excellent thermal performance extending the life of electronic components. Operating Ambient Temperature: See table on page 2.

CONTROLS

Standalone Controls: Four ½" NPT apertures allow for field installed 120-277V universal electronic pencil photocells. Optional PIR sensors available installed directly in the center of the housing door. Sensors provide optional on/off control, photocell capability, bi-level dimming, and bluetooth configuration allows for onsite modifications.

Wireless Control Systems: The UFO is wireless mesh controls ready with IR-TEC, Enlighted, and Lutron Limelight wireless control platforms. Available with and without PIR sensors. Inquire with factory for more information or for additional controls options, including customer supplied items.

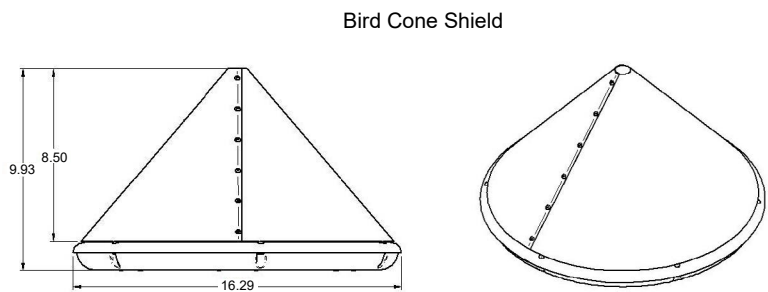
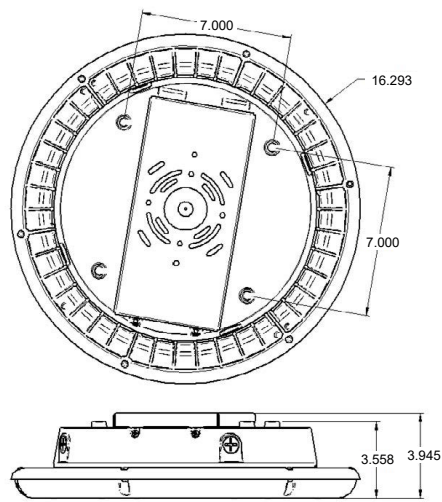
CERTIFICATIONS

UL Listed for wet locations. DesignLights Consortium® (DLC) Premium qualified product and DLC qualified product. Not all versions of this product may be DLC Premium qualified or DLC qualified. Please check the DLC Qualified Products List at www.designlights.org/QPL to confirm which versions are qualified. Title 24 Compliant with select options; see local ordinance for qualification information.

UFO PARKING GARAGE

OUTDOOR

LINE DRAWINGS




MOUNTING OPTIONS

- **Quick Mount Bracket** - Standard base of installation when surface mounting to either the ceiling or junction box
- **Pendant** - ½" threaded pendant can be mounted through ½" coin plug on top of fixture (Supplied by other)
- **TB** - Trunnion Mount Bracket



FACTORY SELECT FINISH GUIDE



COLOR NAME AND DESCRIPTION		SHEEN	PRICING
WHT	- ILP White	SEMI GLOSS	Standard
SLV	- ILP Silver - Ultrasonic Chrome	GLOSS	Standard
BRZ	- ILP Bronze	SEMI GLOSS	Standard
BLK	- ILP Black	SEMI GLOSS	Standard

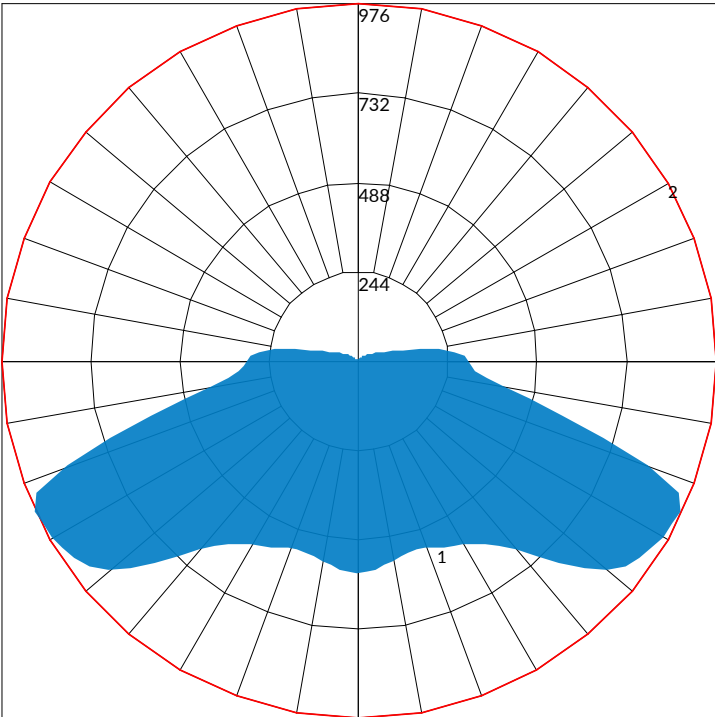
COLORS SHOWN ABOVE ARE TO BE USED AS REFERENCE, NOT EXACT MATCH. PLEASE REQUEST PAINT CHIPS FOR EXACT MATCH.

UFO PARKING GARAGE

OUTDOOR

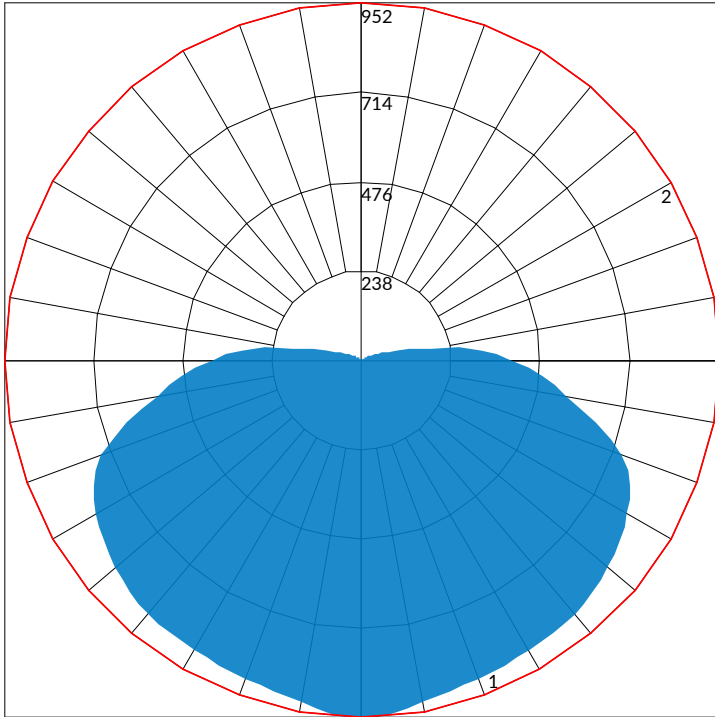
PHOTOMETRIC REPORT

40W



Maximum Candela = 976.3 Located At Horizontal Angle = 0, Vertical Angle = 65
1 - Vertical Plane Through Horizontal Angles (0 - 180) (Through Max. Cd.)
2 - Horizontal Cone Through Vertical Angle (65) (Through Max. Cd.)

40W LB



Maximum Candela = 951.9 Located At Horizontal Angle = 0, Vertical Angle = 0
1 - Vertical Plane Through Horizontal Angles (0 - 180) (Through Max. Cd.)
2 - Horizontal Cone Through Vertical Angle (0) (Through Max. Cd.)

